



Proposed Development

36-42A SHORT STREET,
MUDGEE

Planning Proposal



Existing Development

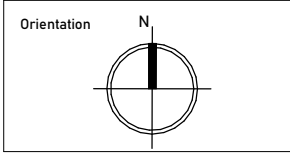


| Sheet List | | |
|--------------|-------------------------|------------------|
| Sheet Number | Sheet Name | Current Revision |
| A000 | Cover Sheet | C |
| A100 | Site Location | C |
| A101 | Existing Site Plan | C |
| A102 | Demolition Plan | C |
| A103 | Proposed Site | C |
| A104 | Proposed Site Plan | C |
| A105 | Boundary/Easement Plan | C |
| A106 | Site Analysis | C |
| A107 | Basement | C |
| A108 | Ground Floor | C |
| A109 | First Floor | C |
| A110 | Second Floor | C |
| A111 | Rooftop | C |
| A112 | North Elevation | C |
| A113 | South Elevation | C |
| A114 | East and West Elevation | C |
| A115 | Section 1 | C |
| A116 | Section 2 | C |
| A117 | Section 3 | C |
| A118 | Section 4 | C |
| A119 | Common Open Space | C |
| A120 | GFA Calculations | C |
| A121 | Deep Soil | C |
| A122 | Cross Ventilation | C |
| A123 | Solar Access | C |
| A124 | Summer Shadows | C |
| A125 | Autumn Shadows | C |
| A126 | Winter Shadows | C |
| A127 | Spring Shadows | C |
| A128 | Heat Diagrams | C |
| A129 | 3D VIEW 1 | C |
| A130 | 3D VIEW 2 | C |
| A131 | 3D VIEW 3 | C |



Drawings in this set are not for construction. Do not scale from drawings. All dimensions to be checked on site prior to commencement of work. All discrepancies to be brought to the attention of the Architect. Larger scale drawings and written dimensions take preference. This drawing is copyright and remains the property of CMT Architects Australia Pty Ltd, and must not be retained, copied or used without the prior written authority of the author. Minor changes to building form and configuration may be required when drawings are subsequently prepared for construction purposes following the granting of development consent. Drawings subject to detail design in relation to services and engineering.

This document shall only be used for the purpose for which it was commissioned. Do not scale from Drawings. Only Figured Dimensions to be used.



Notes

Planning Proposal

| | | | |
|-------|----------|---------------|--------------|
| | | | |
| | | | |
| | | | |
| C | 16/11/23 | November 2023 | Adam Bennett |
| Issue | Date | Description | Drawn |

| | | | |
|--------|------|--------|---|
| Sheet: | A100 | Issue: | C |
|--------|------|--------|---|

| | |
|--------------------------------------|-------------------|
| Drawing Name: Site Location | |
| Site: 36-42a Short Street, Mudgee | |
| Scale: NTS | Date: 16/11/23 |
| Drawn: AB | Checked: CT |



Unit 2, 41-45 Kingsway,
Kingsgrove NSW 2208 Australia

Ph: +61 9587 4330
Fax: +61 9587 4332
E: info@cmtarchitects.com
Web: www.cmtarchitects.com

Design Architect: Chris Tsoulos
Architect Reg Number: 5143

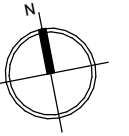
Copyright remains property of
CMT Architects Australia Pty Ltd

ACN: 161 791 715

Drawings in this set are not for construction. Do not scale from drawings. All dimensions to be checked on site prior to commencement of work. All discrepancies to be brought to the attention of the Architect. Larger scale drawings and written dimensions take preference. This drawing is copyright and remains the property of CMT Architects Australia Pty Ltd, and must not be retained, copied or used without the prior written authority of the author. Minor changes to building form and configuration may be required when drawings are subsequently prepared for construction purposes following the granting of development consent. Drawings subject to detail design in relation to services and engineering.

This document shall only be used for the purpose for which it was commissioned. Do not scale from Drawings. Only Figured Dimensions to be used.

Orientation



Notes

Planning Proposal

| | | | |
|-------|----------|---------------|--------------|
| | | | |
| | | | |
| | | | |
| C | 16/11/23 | November 2023 | Adam Bennett |
| Issue | Date | Description | Drawn |

| | | | |
|--------|------|--------|---|
| Sheet: | A101 | Issue: | C |
|--------|------|--------|---|

Drawing Name:
Existing Site Plan

Site:
36-42a Short Street, Mudgee

Scale:
1:500 @ A3

Date:
16/11/23

Drawn: AB
Checked: CT

CMT ARCHITECTS
AUSTRALIA PTY LTD

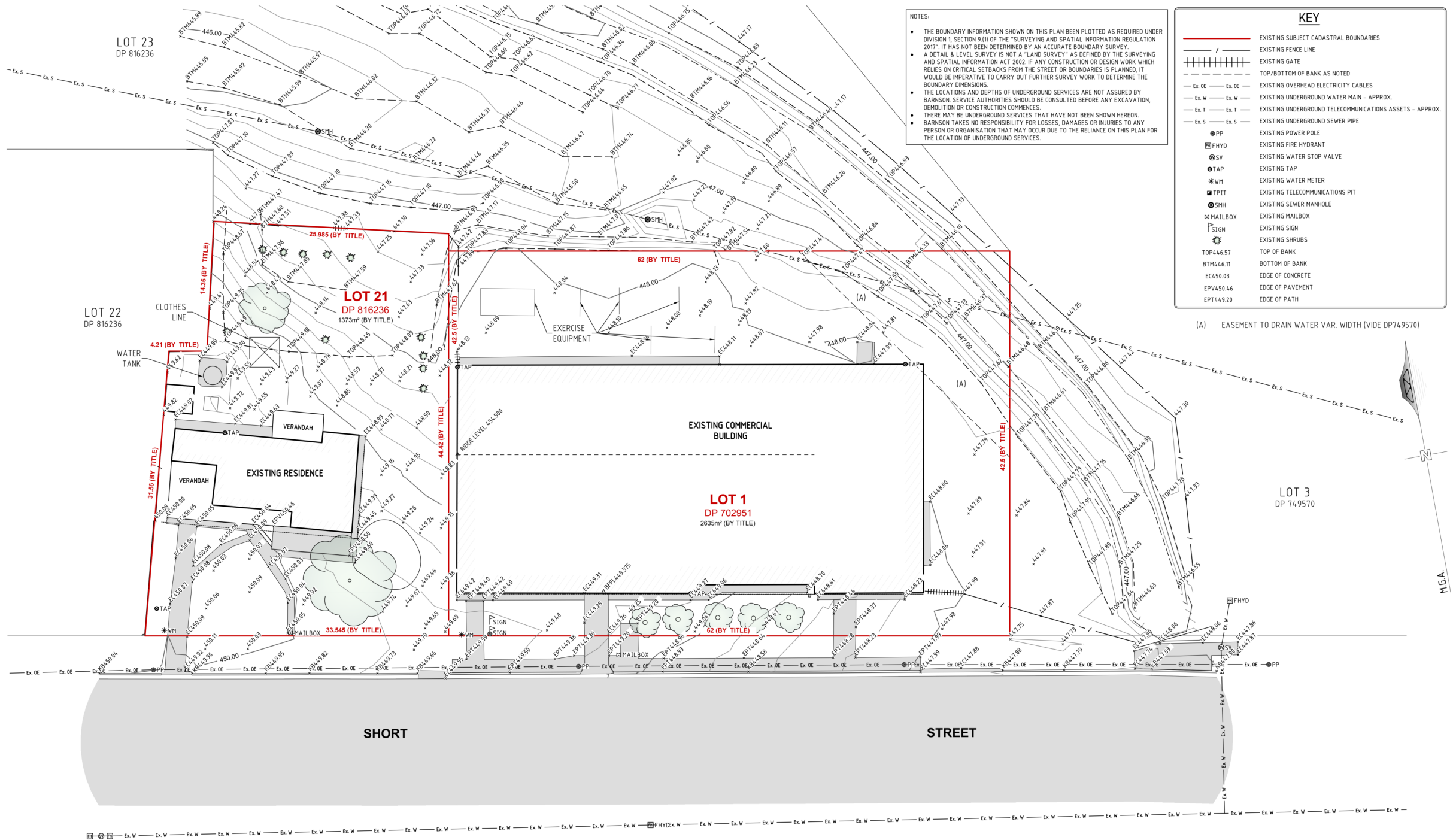
Unit 2, 61-65 Kingsway,
Kingsgrove NSW 2208 Australia

Ph: +61 9587 4330
Fax: +61 9587 4332
E: info@cmtarchitects.com
Web: www.cmtarchitects.com

Design Architect: Chris Tsoulos
Architect Reg Number: 5143

Copyright remains property of
CMT Architects Australia Pty Ltd

ACN: 161 791 715

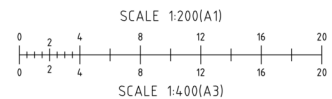


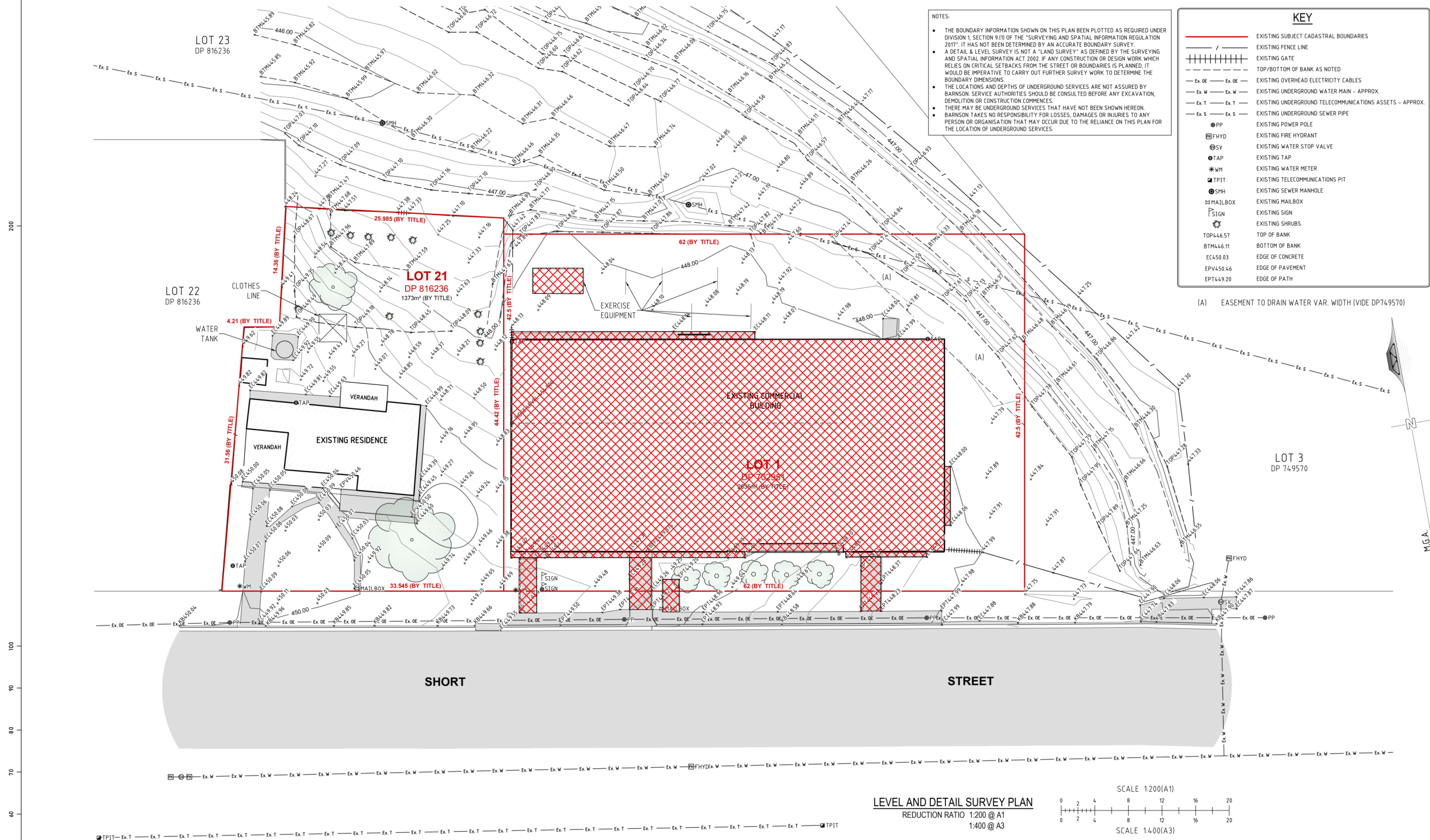
- NOTES:
- THE BOUNDARY INFORMATION SHOWN ON THIS PLAN BEEN PLOTTED AS REQUIRED UNDER DIVISION 1, SECTION 9(1) OF THE "SURVEYING AND SPATIAL INFORMATION REGULATION 2017". IT HAS NOT BEEN DETERMINED BY AN ACCURATE BOUNDARY SURVEY.
 - A DETAIL & LEVEL SURVEY IS NOT A "LAND SURVEY" AS DEFINED BY THE SURVEYING AND SPATIAL INFORMATION ACT 2002. IF ANY CONSTRUCTION OR DESIGN WORK WHICH RELIES ON CRITICAL SETBACKS FROM THE STREET OR BOUNDARIES IS PLANNED, IT WOULD BE IMPERATIVE TO CARRY OUT FURTHER SURVEY WORK TO DETERMINE THE BOUNDARY DIMENSIONS.
 - THE LOCATIONS AND DEPTHS OF UNDERGROUND SERVICES ARE NOT ASSURED BY BARNSON. SERVICE AUTHORITIES SHOULD BE CONSULTED BEFORE ANY EXCAVATION, DEMOLITION OR CONSTRUCTION COMMENCES.
 - THERE MAY BE UNDERGROUND SERVICES THAT HAVE NOT BEEN SHOWN HEREON.
 - BARNSON TAKES NO RESPONSIBILITY FOR LOSSES, DAMAGES OR INJURIES TO ANY PERSON OR ORGANISATION THAT MAY OCCUR DUE TO THE RELIANCE ON THIS PLAN FOR THE LOCATION OF UNDERGROUND SERVICES.

| KEY | |
|-----|--|
| | EXISTING SUBJECT CADASTRAL BOUNDARIES |
| | EXISTING FENCE LINE |
| | EXISTING GATE |
| | TOP/BOTTOM OF BANK AS NOTED |
| | EXISTING OVERHEAD ELECTRICITY CABLES |
| | EXISTING UNDERGROUND WATER MAIN - APPROX. |
| | EXISTING UNDERGROUND TELECOMMUNICATIONS ASSETS - APPROX. |
| | EXISTING UNDERGROUND SEWER PIPE |
| | EXISTING POWER POLE |
| | EXISTING FIRE HYDRANT |
| | EXISTING WATER STOP VALVE |
| | EXISTING TAP |
| | EXISTING WATER METER |
| | EXISTING TELECOMMUNICATIONS PIT |
| | EXISTING SEWER MANHOLE |
| | EXISTING MAILBOX |
| | EXISTING SIGN |
| | EXISTING SHRUBS |
| | TOP OF BANK |
| | BOTTOM OF BANK |
| | EDGE OF CONCRETE |
| | EDGE OF PAVEMENT |
| | EDGE OF PATH |

(A) EASEMENT TO DRAIN WATER VAR. WIDTH (VIDE DP749570)

LEVEL AND DETAIL SURVEY PLAN
REDUCTION RATIO 1:200 @ A1
1:400 @ A3





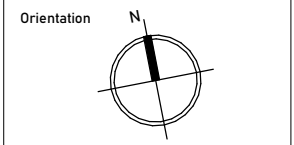
- NOTES:
- THE BOUNDARY INFORMATION SHOWN ON THIS PLAN BEEN PLOTTED AS REQUIRED UNDER DIVISION 1, SECTION 9.1(1) OF THE "SURVEYING AND SPATIAL INFORMATION REGULATION 2017". IT HAS NOT BEEN DETERMINED BY AN ACCURATE BOUNDARY SURVEY.
 - A DETAIL & LEVEL SURVEY IS NOT A "LAND SURVEY" AS DEFINED BY THE SURVEYING AND SPATIAL INFORMATION ACT 2002. IF ANY CONSTRUCTION OR DESIGN WORK WHICH RELIES ON CRITICAL SETBACKS FROM THE STREET OR BOUNDARIES IS PLANNED, IT WOULD BE IMPERATIVE TO CARRY OUT FURTHER SURVEY WORK TO DETERMINE THE BOUNDARY DIMENSIONS.
 - THE LOCATIONS AND DEPTHS OF UNDERGROUND SERVICES ARE NOT ASSURED BY BARNSON. SERVICE AUTHORITIES SHOULD BE CONSULTED BEFORE ANY EXCAVATION, DEMOLITION OR CONSTRUCTION COMMENCES.
 - THERE MAY BE UNDERGROUND SERVICES THAT HAVE NOT BEEN SHOWN HEREON.
 - BARNSON TAKES NO RESPONSIBILITY FOR LOSSES, DAMAGES OR INJURIES TO ANY PERSON OR ORGANISATION THAT MAY OCCUR DUE TO THE RELIANCE ON THIS PLAN FOR THE LOCATION OF UNDERGROUND SERVICES.

KEY

| | |
|-----------|--|
| --- | EXISTING SUBJECT CADASTRAL BOUNDARIES |
| --- | EXISTING FENCE LINE |
| --- | EXISTING GATE |
| --- | TOP/BOTTOM OF BANK AS NOTED |
| --- | EXISTING OVERHEAD ELECTRICITY CABLES |
| --- | EXISTING UNDERGROUND WATER MAIN - APPROX. |
| --- | EXISTING UNDERGROUND TELECOMMUNICATIONS ASSETS - APPROX. |
| --- | EXISTING UNDERGROUND SEWER PIPE |
| ● PP | EXISTING POWER POLE |
| ● FHYD | EXISTING FIRE HYDRANT |
| ● SV | EXISTING WATER STOP VALVE |
| ● TAP | EXISTING TAP |
| ● WM | EXISTING WATER METER |
| ● TPIT | EXISTING TELECOMMUNICATIONS PIT |
| ● SMH | EXISTING SEWER MANHOLE |
| ● MAILBOX | EXISTING MAILBOX |
| ● SIGN | EXISTING SIGN |
| ● SHRUBS | EXISTING SHRUBS |
| TOP46.57 | TOP OF BANK |
| BTM46.11 | BOTTOM OF BANK |
| EC450.83 | EDGE OF CONCRETE |
| EPV450.46 | EDGE OF PAVEMENT |
| EPT449.20 | EDGE OF PATH |

Drawings in this set are not for construction. Do not scale from drawings. All dimensions to be checked on site prior to commencement of work. All discrepancies to be brought to the attention of the Architect. Larger scale drawings and written dimensions take preference. This drawing is copyright and remains the property of CMT Architects Australia Pty Ltd, and must not be retained, copied or used without the prior written authority of the author. Minor changes to building form and configuration may be required when drawings are subsequently prepared for construction purposes following the granting of development consent. Drawings subject to detail design in relation to services and engineering.

This document shall only be used for the purpose for which it was commissioned. Do not scale from Drawings. Only Figured Dimensions to be used.



Notes

Planning Proposal

| | | | |
|-------|----------|---------------|--------------|
| | | | |
| | | | |
| | | | |
| C | 16/11/23 | November 2023 | Adam Bennett |
| Issue | Date | Description | Drawn |

| | | | |
|--------|------|--------|---|
| Sheet: | A102 | Issue: | C |
|--------|------|--------|---|

Drawing Name:
Demolition Plan

Site:
36-42a Short Street, Mudgee

| | |
|------------|-------------|
| Scale: | Date: |
| 1:500 @ A3 | 16/11/23 |
| Drawn: AB | Checked: CT |

CMT ARCHITECTS
AUSTRALIA PTY LTD

Unit 2, 41-45 Kingsway,
Kingsgrove NSW 2208 Australia

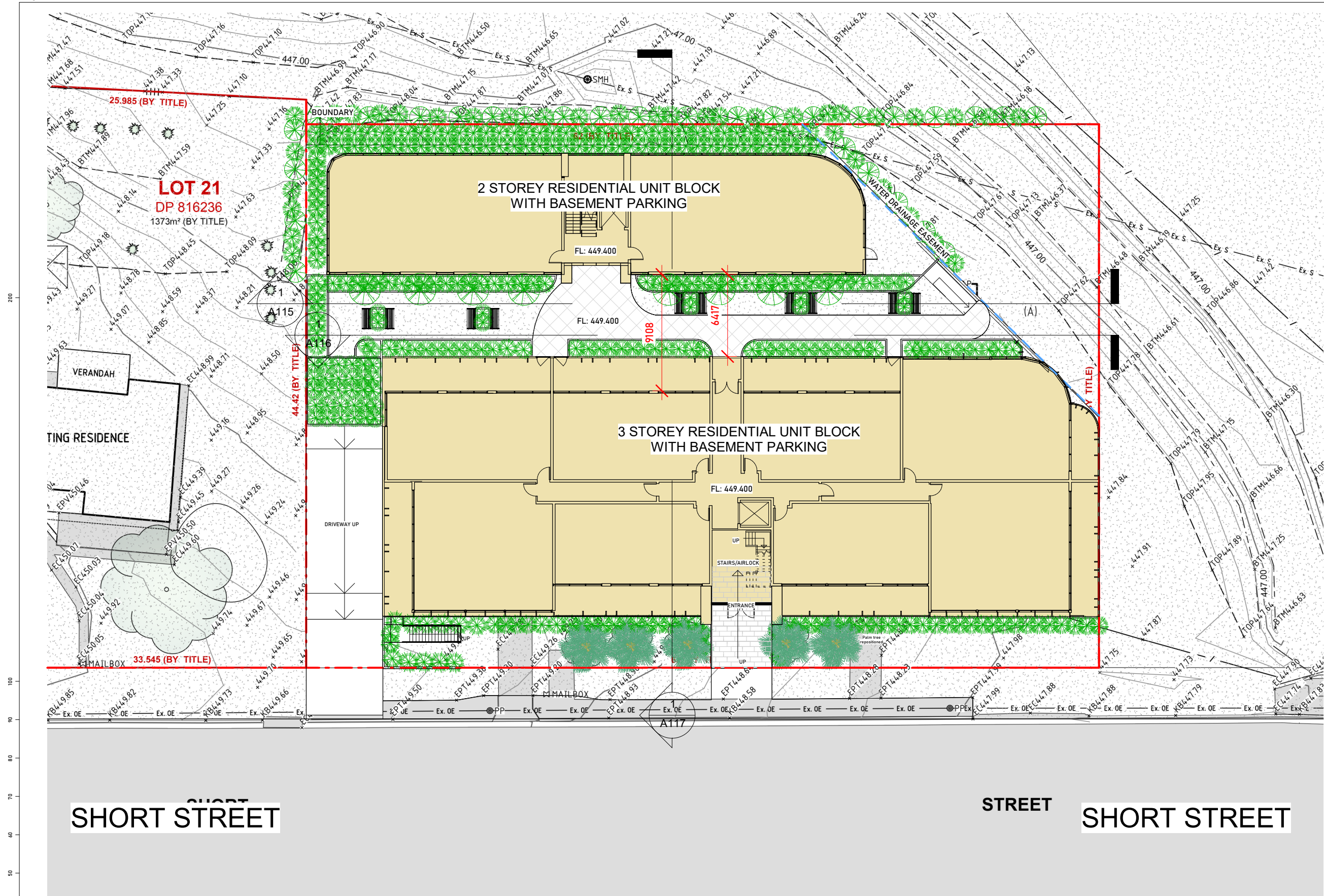
Ph: +61 9587 4330
Fax: +61 9587 4332
E: info@cmtarchitects.com
Web: www.cmtarchitects.com

Design Architect: Chris Tsoulos
Architect Reg Number: 5143

Copyright remains property of
CMT Architects Australia Pty Ltd

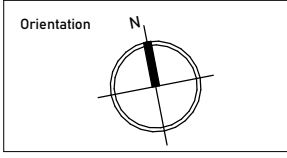
ACN: 161 791 715

1 Demolition Plan
1: 500



Drawings in this set are not for construction. Do not scale from drawings. All dimensions to be checked on site prior to commencement of work. All discrepancies to be brought to the attention of the Architect. Larger scale drawings and written dimensions take preference. This drawing is copyright and remains the property of CMT Architects Australia Pty Ltd, and must not be retained, copied or used without the prior written authority of the author. Minor changes to building form and configuration may be required when drawings are subsequently prepared for construction purposes following the granting of development consent. Drawings subject to detail design in relation to services and engineering.

This document shall only be used for the purpose for which it was commissioned. Do not scale from Drawings. Only Figured Dimensions to be used.



Notes

Planning Proposal

| | | | |
|-------|----------|---------------|--------------|
| | | | |
| | | | |
| | | | |
| C | 16/11/23 | November 2023 | Adam Bennett |
| Issue | Date | Description | Drawn |

| | | | |
|--------|------|--------|---|
| Sheet: | A103 | Issue: | C |
|--------|------|--------|---|

Drawing Name:
Proposed Site

Site:
36-42a Short Street, Mudgee

Scale:
1:300 @ A3

Date:
16/11/23

Drawn: AB

Checked: CT

CMT ARCHITECTS AUSTRALIA PTY LTD

Unit 2, 61-65 Kingsway,
Kingsgrove NSW 2208 Australia

Ph: +61 9587 4330
Fax: +61 9587 4332
E: info@cmtarchitects.com
Web: www.cmtarchitects.com

Design Architect: Chris Tsoulos
Architect Reg Number: 5143

Copyright remains property of
CMT Architects Australia Pty Ltd

ACN: 161 791 715

Legend:

BOUNDARY

EASEMENT TO DRAINWATER

1 Proposed Site
1:300

Drawings in this set are not for construction. Do not scale from drawings. All dimensions to be checked on site prior to commencement of work. All discrepancies to be brought to the attention of the Architect. Larger scale drawings and written dimensions take preference. This drawing is copyright and remains the property of CMT Architects Australia Pty Ltd, and must not be retained, copied or used without the prior written authority of the author. Minor changes to building form and configuration may be required when drawings are subsequently prepared for construction purposes following the granting of development consent. Drawings subject to detail design in relation to services and engineering.

This document shall only be used for the purpose for which it was commissioned. Do not scale from Drawings. Only Figured Dimensions to be used.

Orientation

Notes

| | | | |
|-------|----------|---------------|--------|
| | | | |
| | | | |
| | | | |
| C | 11/16/23 | November 2023 | Author |
| Issue | Date | Description | Drawn |

| | | | |
|--------|------|--------|---|
| Sheet: | A104 | Issue: | c |
|--------|------|--------|---|

Drawing Name:
Proposed Site Plan

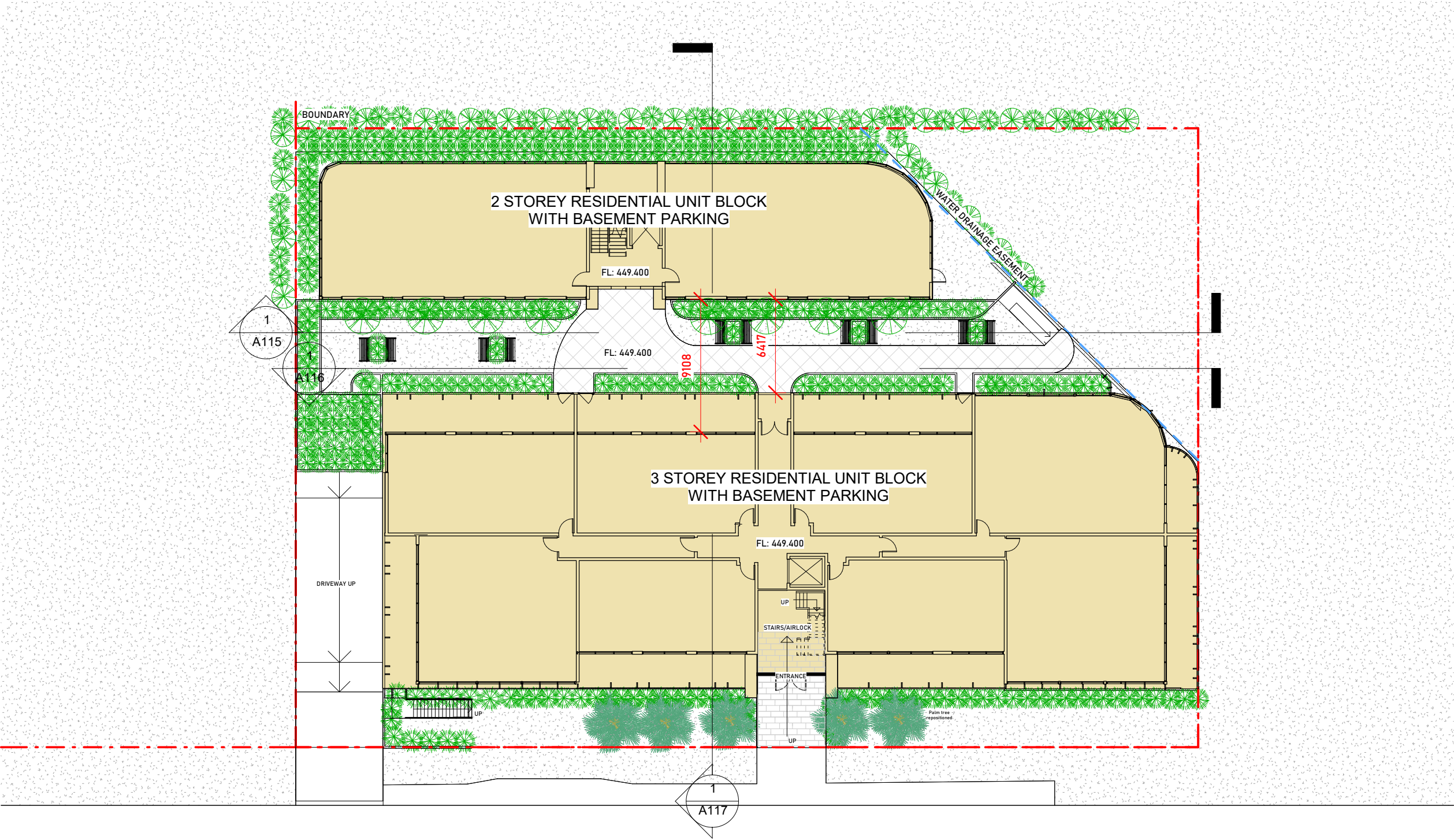
Site:
36-42a Short Street, Mudgee

| | |
|------------|----------|
| Scale: | Date: |
| 1:300 @ A3 | 11/16/23 |

| | |
|--------|----------|
| Drawn: | Checked: |
| AB | CT |



Unit 2, 61-65 Kingsway,
Kingsgrove NSW 2208 Australia
Ph: +61 9587 4330
Fax: +61 9587 4332
E: info@cmtarchitects.com
Web: www.cmtarchitects.com
Design Architect: Chris Tsoulos
Architect Reg Number: 5143
Copyright remains property of
CMT Architects Australia Pty Ltd
ACN: 161 791 715



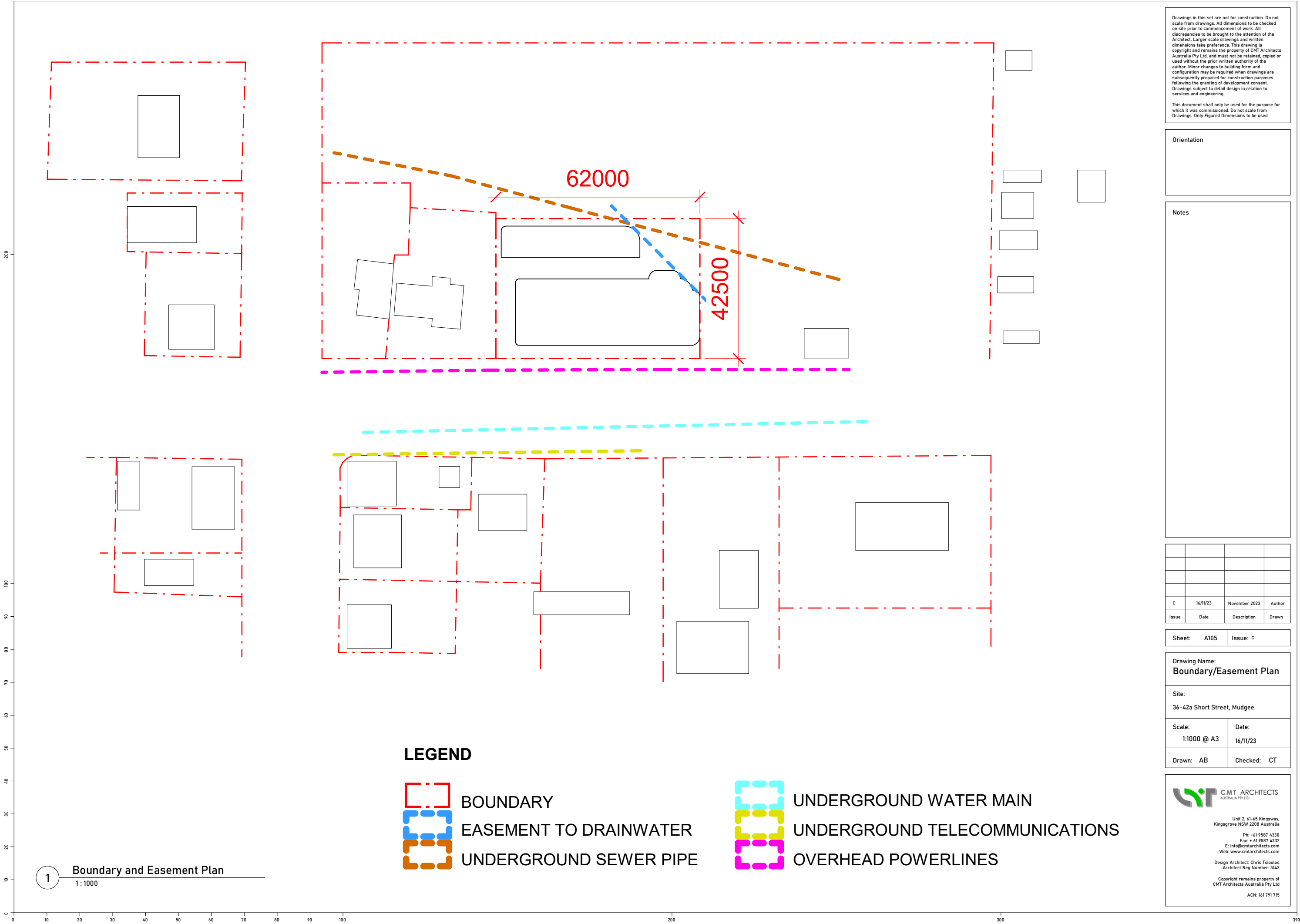
SHORT STREET

SHORT STREET

1 Proposed Site Plan
1:300

Legend:

- BOUNDARY
- EASEMENT TO DRAINWATER



Drawings in this set are not for construction. Do not scale from drawings. All dimensions to be checked on site prior to commencement of work. All discrepancies to be brought to the attention of the Architect. Larger scale drawings and written dimensions take preference. This drawing is copyright and remains the property of CMT Architects Australia Pty Ltd, and must not be retained, copied or used without the prior written authority of the author. Minor changes to building form and configuration may be required when drawings are subsequently prepared for construction purposes following the granting of development consent. Drawings subject to detail design in relation to services and engineering.

This document shall only be used for the purpose for which it was commissioned. Do not scale from Drawings. Only Figured Dimensions to be used.

Orientation

Notes

| | | | |
|-------|----------|---------------|--------|
| | | | |
| | | | |
| | | | |
| C | 16/11/23 | November 2023 | Author |
| Issue | Date | Description | Drawn |

| | | | |
|--------|------|--------|---|
| Sheet: | A105 | Issue: | C |
|--------|------|--------|---|

Drawing Name:
Boundary/Easement Plan

Site:
36-42a Short Street, Mudgee

| | |
|-------------|----------|
| Scale: | Date: |
| 1:1000 @ A3 | 16/11/23 |

| | |
|--------|----------|
| Drawn: | Checked: |
| AB | CT |

CMT ARCHITECTS
AUSTRALIA PTY LTD

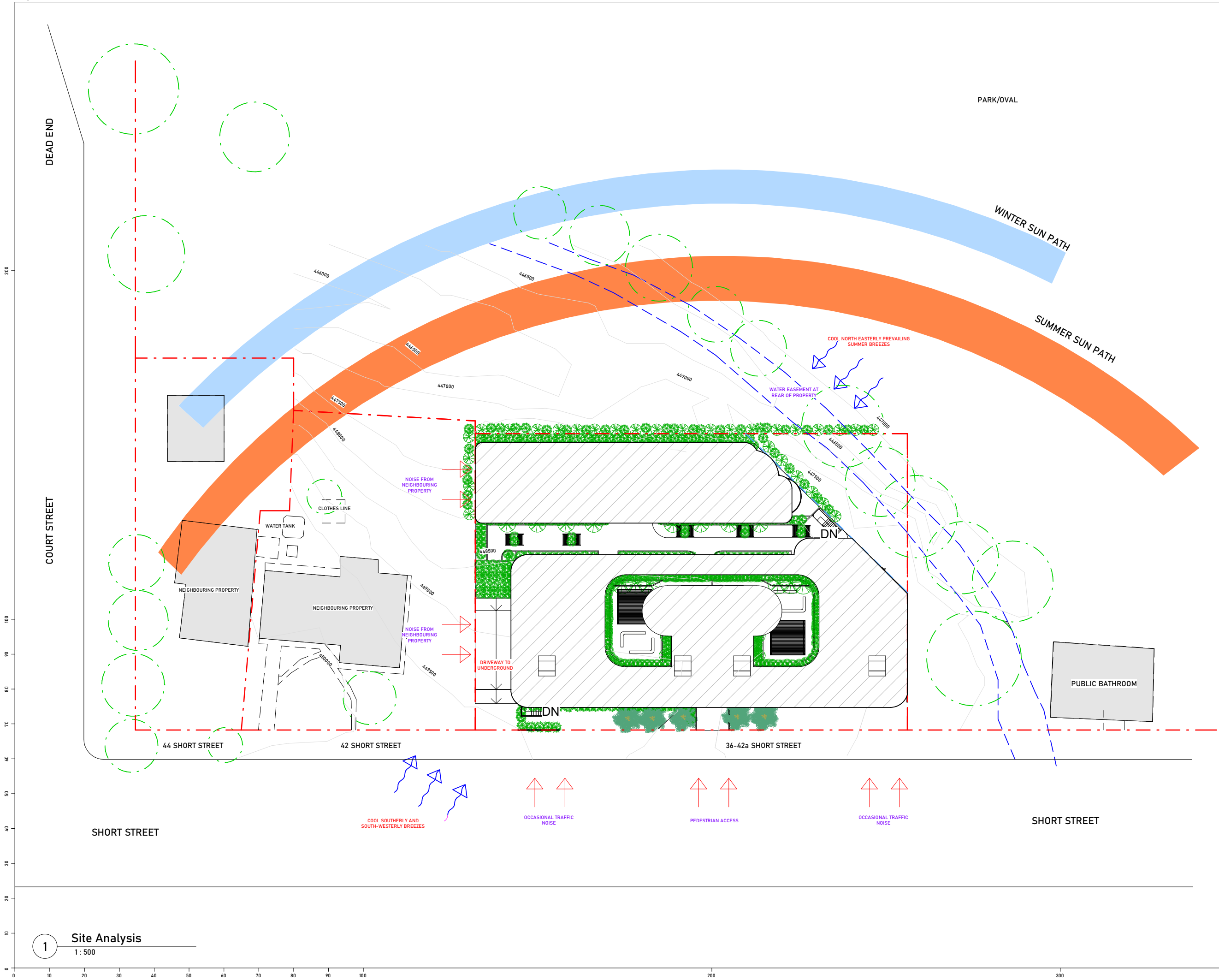
Unit 2, 41-45 Kingsway,
Kingsgrove NSW 2208 Australia

Ph: +61 9587 4330
Fax: +61 9587 4332
E: info@cmtarchitects.com
Web: www.cmtarchitects.com

Design Architect: Chris Tsoulos
Architect Reg Number: 5143

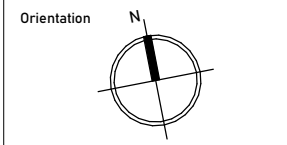
Copyright remains property of
CMT Architects Australia Pty Ltd

ACN: 161 791 715



Drawings in this set are not for construction. Do not scale from drawings. All dimensions to be checked on site prior to commencement of work. All discrepancies to be brought to the attention of the Architect. Larger scale drawings and written dimensions take preference. This drawing is copyright and remains the property of CMT Architects Australia Pty Ltd, and must not be retained, copied or used without the prior written authority of the author. Minor changes to building form and configuration may be required when drawings are subsequently prepared for construction purposes following the granting of development consent. Drawings subject to detail design in relation to services and engineering.

This document shall only be used for the purpose for which it was commissioned. Do not scale from Drawings. Only Figured Dimensions to be used.



Notes

Planning Proposal

| | | | |
|-------|----------|---------------|--------------|
| | | | |
| | | | |
| | | | |
| C | 16/11/23 | November 2023 | Adam Bennett |
| Issue | Date | Description | Drawn |

| | | | |
|--------|------|--------|---|
| Sheet: | A106 | Issue: | C |
|--------|------|--------|---|

Drawing Name:
Site Analysis

Site:
36-42a Short Street, Mudgee

| | |
|------------|----------|
| Scale: | Date: |
| 1:500 @ A3 | 16/11/23 |

| | |
|--------|----------|
| Drawn: | Checked: |
| AB | CT |

CMT ARCHITECTS
AUSTRALIA PTY LTD

Unit 2, 61-65 Kingsway,
Kingsgrove NSW 2208 Australia

Ph: +61 9587 4330
Fax: +61 9587 4332
E: info@cmtarchitects.com
Web: www.cmtarchitects.com

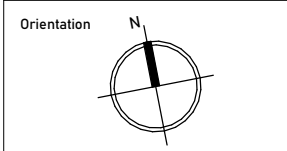
Design Architect: Chris Tsoulos
Architect Reg Number: 5143

Copyright remains property of
CMT Architects Australia Pty Ltd

ACN: 161 791 715

Drawings in this set are not for construction. Do not scale from drawings. All dimensions to be checked on site prior to commencement of work. All discrepancies to be brought to the attention of the Architect. Larger scale drawings and written dimensions take preference. This drawing is copyright and remains the property of CMT Architects Australia Pty Ltd, and must not be retained, copied or used without the prior written authority of the author. Minor changes to building form and configuration may be required when drawings are subsequently prepared for construction purposes following the granting of development consent. Drawings subject to detail design in relation to services and engineering.

This document shall only be used for the purpose for which it was commissioned. Do not scale from Drawings. Only Figured Dimensions to be used.



Notes

Planning Proposal

| | | | |
|-------|----------|---------------|--------------|
| | | | |
| | | | |
| | | | |
| C | 16/11/23 | November 2023 | Adam Bennett |
| Issue | Date | Description | Drawn |

| | | | |
|--------|------|--------|---|
| Sheet: | A107 | Issue: | c |
|--------|------|--------|---|

| | |
|--------------------------------------|-------------------|
| Drawing Name: Basement | |
| Site: 36-42a Short Street, Mudgee | |
| Scale: 1:300 @ A3 | Date: 16/11/23 |
| Drawn: AB | Checked: CT |



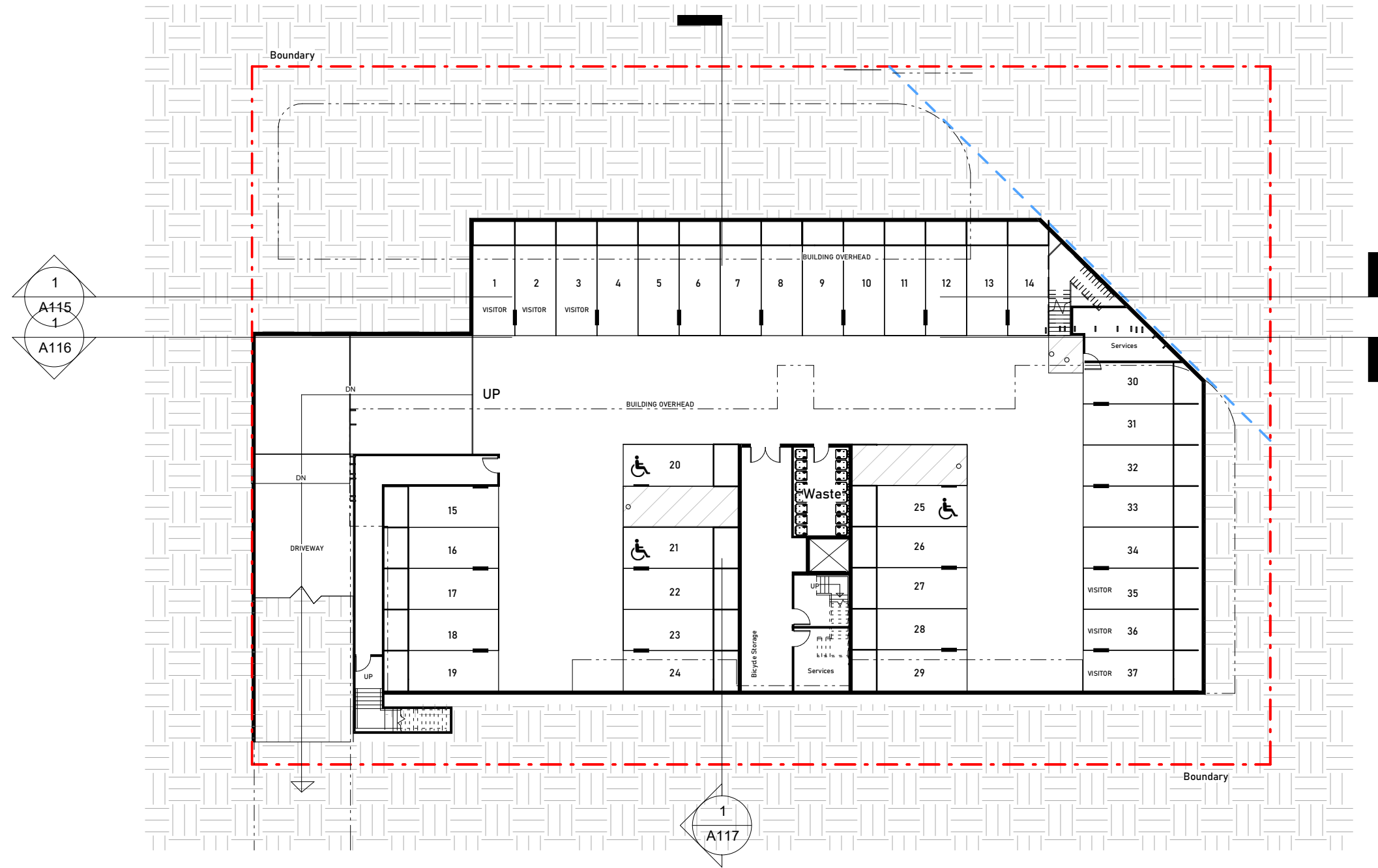
Unit 2, 41-45 Kingsway,
Kingsgrove NSW 2208 Australia

Ph: +61 9587 4330
Fax: +61 9587 4332
E: info@cmtarchitects.com
Web: www.cmtarchitects.com

Design Architect: Chris Tsoulos
Architect Reg Number: 5143


Copyright remains property of
CMT Architects Australia Pty Ltd

ACN: 161 791 715




1 Basement
1: 300

Legend:



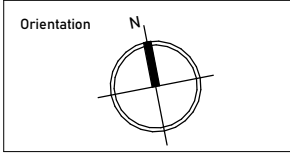
BOUNDARY



EASEMENT TO DRAINWATER

Drawings in this set are not for construction. Do not scale from drawings. All dimensions to be checked on site prior to commencement of work. All discrepancies to be brought to the attention of the Architect. Larger scale drawings and written dimensions take preference. This drawing is copyright and remains the property of CMT Architects Australia Pty Ltd, and must not be retained, copied or used without the prior written authority of the author. Minor changes to building form and configuration may be required when drawings are subsequently prepared for construction purposes following the granting of development consent. Drawings subject to detail design in relation to services and engineering.

This document shall only be used for the purpose for which it was commissioned. Do not scale from Drawings. Only Figured Dimensions to be used.



Notes

Planning Proposal

| | | | |
|-------|----------|---------------|--------------|
| | | | |
| | | | |
| | | | |
| C | 16/11/23 | November 2023 | Adam Bennett |
| Issue | Date | Description | Drawn |

| | | | |
|--------|------|--------|---|
| Sheet: | A108 | Issue: | C |
|--------|------|--------|---|

Drawing Name:
Ground Floor

Site:
36-42a Short Street, Mudgee

| | |
|------------|----------|
| Scale: | Date: |
| 1:300 @ A3 | 16/11/23 |

| | |
|-----------|-------------|
| Drawn: AB | Checked: CT |
|-----------|-------------|



Unit 2, 61-65 Kingsway,
Kingsgrove NSW 2208 Australia

Ph: +61 9587 4330
Fax: +61 9587 4332
E: info@cmtarchitects.com
Web: www.cmtarchitects.com

Design Architect: Chris Tsoulous
Architect Reg Number: 5143

Copyright remains property of
CMT Architects Australia Pty Ltd



ACN: 161 791 715



SHORT STREET

SHORT STREET

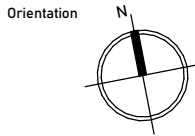
Legend:

-  BOUNDARY
-  EASEMENT TO DRAINWATER

1 Ground Floor
1 : 300

Drawings in this set are not for construction. Do not scale from drawings. All dimensions to be checked on site prior to commencement of work. All discrepancies to be brought to the attention of the Architect. Larger scale drawings and written dimensions take preference. This drawing is copyright and remains the property of CMT Architects Australia Pty Ltd, and must not be retained, copied or used without the prior written authority of the author. Minor changes to building form and configuration may be required when drawings are subsequently prepared for construction purposes following the granting of development consent. Drawings subject to detail design in relation to services and engineering.

This document shall only be used for the purpose for which it was commissioned. Do not scale from Drawings. Only Figured Dimensions to be used.



Notes

Planning Proposal

| | | | |
|-------|----------|---------------|--------------|
| | | | |
| | | | |
| | | | |
| C | 14/11/23 | November 2023 | Adam Bennett |
| Issue | Date | Description | Drawn |

| | | | |
|--------|------|--------|---|
| Sheet: | A109 | Issue: | C |
|--------|------|--------|---|

| | |
|--------------------------------------|-------------------|
| Drawing Name: First Floor | |
| Site: 36-42a Short Street, Mudgee | |
| Scale: 1:300 @ A3 | Date: 14/11/23 |
| Drawn: AB | Checked: CT |



CMT ARCHITECTS
AUSTRALIA PTY LTD

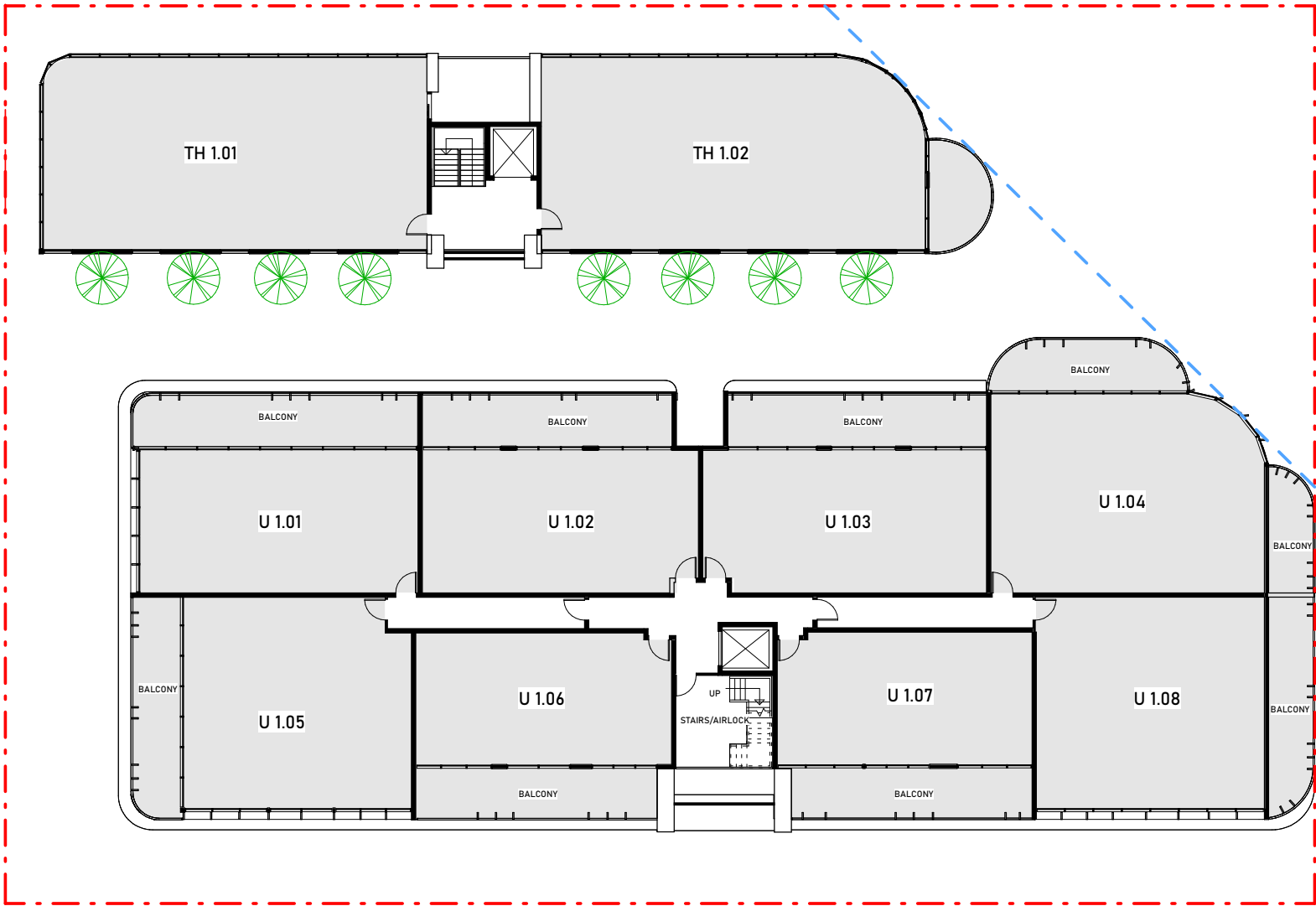
Unit 2, 41-45 Kingsway,
Kingsgrove NSW 2208 Australia

Ph: +61 9587 4330
Fax: +61 9587 4332
E: info@cmtarchitects.com
Web: www.cmtarchitects.com



Design Architect: Chris Tsoulos
Architect Reg Number: 5143

Copyright remains property of
CMT Architects Australia Pty Ltd

ACN: 161 791 715



Legend:



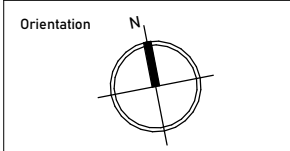
BOUNDARY

EASEMENT TO DRAINWATER

1 First Floor
1: 300

Drawings in this set are not for construction. Do not scale from drawings. All dimensions to be checked on site prior to commencement of work. All discrepancies to be brought to the attention of the Architect. Larger scale drawings and written dimensions take preference. This drawing is copyright and remains the property of CMT Architects Australia Pty Ltd, and must not be retained, copied or used without the prior written authority of the author. Minor changes to building form and configuration may be required when drawings are subsequently prepared for construction purposes following the granting of development consent. Drawings subject to detail design in relation to services and engineering.

This document shall only be used for the purpose for which it was commissioned. Do not scale from Drawings. Only Figured Dimensions to be used.



Notes

Planning Proposal

| | | | |
|-------|----------|---------------|--------------|
| | | | |
| | | | |
| | | | |
| C | 16/11/23 | November 2023 | Adam Bennett |
| Issue | Date | Description | Drawn |

| | | | |
|--------|------|--------|---|
| Sheet: | A110 | Issue: | C |
|--------|------|--------|---|

| | |
|--------------------------------------|-------------------|
| Drawing Name: Second Floor | |
| Site: 36-42a Short Street, Mudgee | |
| Scale: 1:300 @ A3 | Date: 16/11/23 |
| Drawn: AB | Checked: CT |



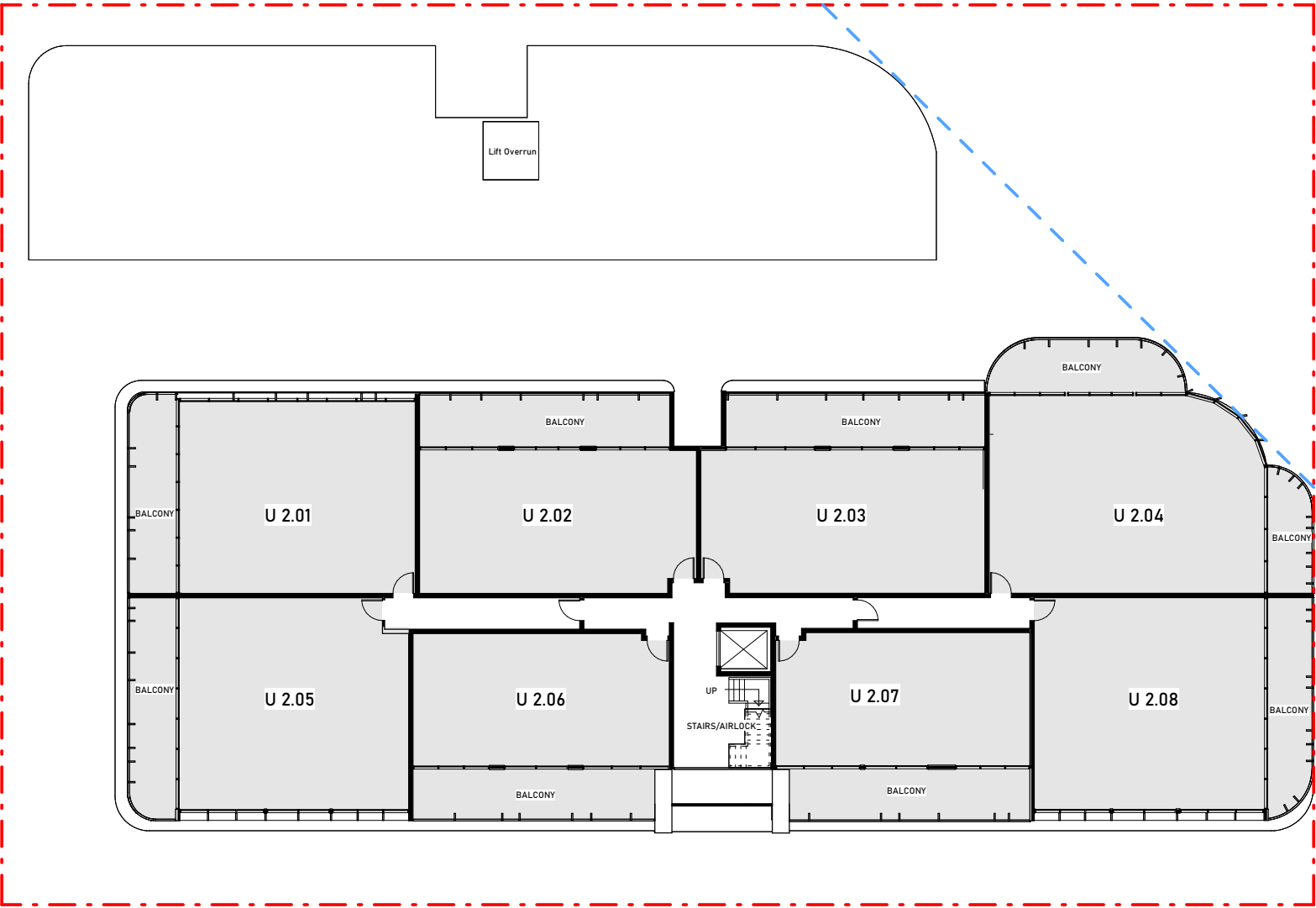
Unit 2, 41-45 Kingsway,
Kingsgrove NSW 2208 Australia

Ph: +61 9587 4330
Fax: + 61 9587 4332
E: info@cmtarchitects.com
Web: www.cmtarchitects.com



Design Architect: Chris Tsoulos
Architect Reg Number: 5143

Copyright remains property of
CMT Architects Australia Pty Ltd

ACN: 161 791 715



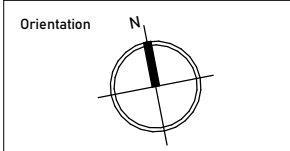
Legend:

-  BOUNDARY
-  EASEMENT TO DRAINWATER

1 Second Floor
1 : 300

Drawings in this set are not for construction. Do not scale from drawings. All dimensions to be checked on site prior to commencement of work. All discrepancies to be brought to the attention of the Architect. Larger scale drawings and written dimensions take preference. This drawing is copyright and remains the property of CMT Architects Australia Pty Ltd, and must not be retained, copied or used without the prior written authority of the author. Minor changes to building form and configuration may be required when drawings are subsequently prepared for construction purposes following the granting of development consent. Drawings subject to detail design in relation to services and engineering.

This document shall only be used for the purpose for which it was commissioned. Do not scale from Drawings. Only Figured Dimensions to be used.



Notes

Planning Proposal

| | | | |
|-------|----------|---------------|--------------|
| | | | |
| | | | |
| | | | |
| C | 16/11/23 | November 2023 | Adam Bennett |
| Issue | Date | Description | Drawn |

| | | | |
|--------|------|--------|---|
| Sheet: | A111 | Issue: | C |
|--------|------|--------|---|

| | |
|--------------------------------------|-------------------|
| Drawing Name: Rooftop | |
| Site: 36-42a Short Street, Mudgee | |
| Scale: 1:300 @ A3 | Date: 16/11/23 |
| Drawn: AB | Checked: CT |



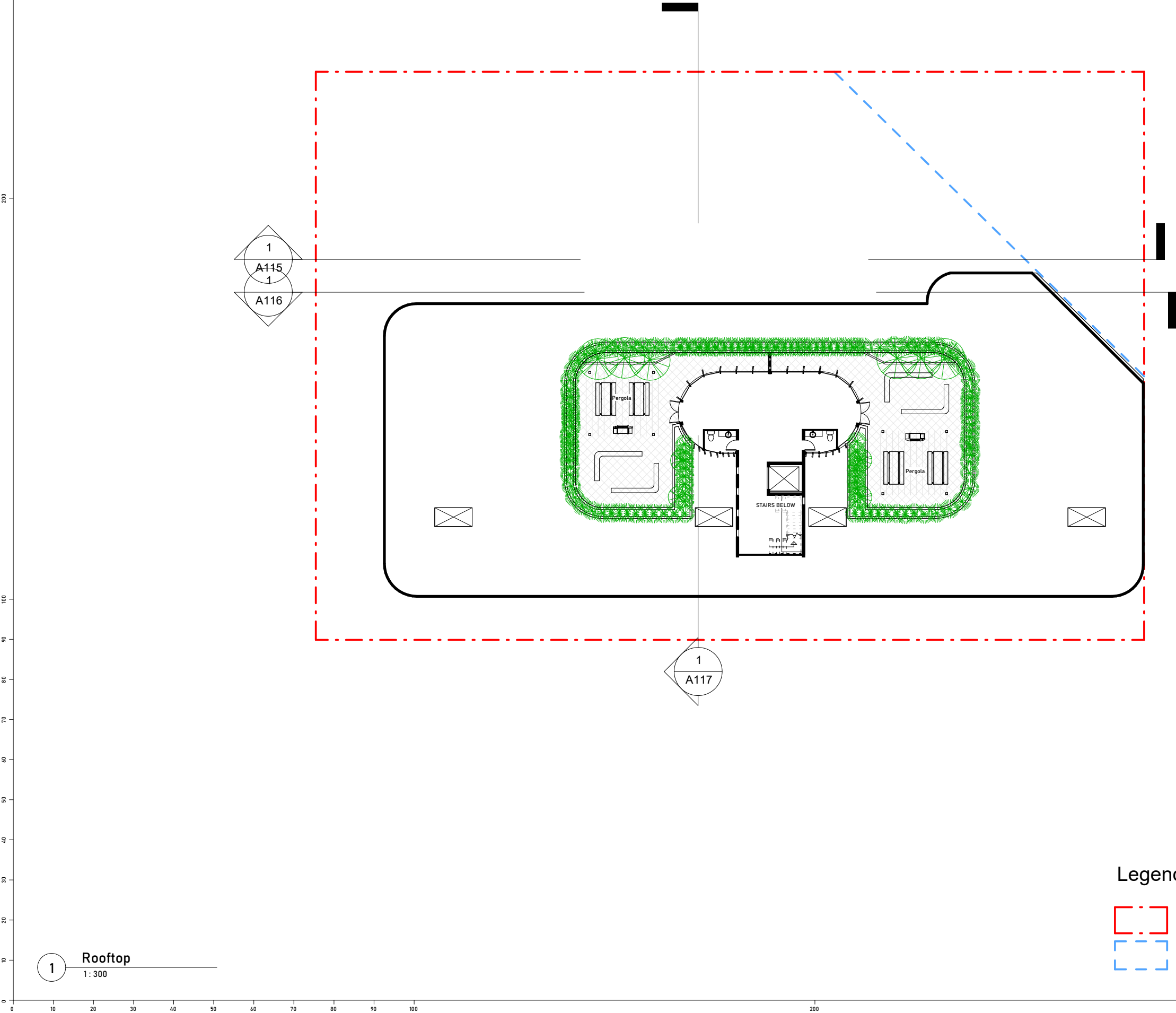
Unit 2, 61-65 Kingsway,
Kingsgrove NSW 2208 Australia

Ph: +61 9587 4330
Fax: +61 9587 4332
E: info@cmtarchitects.com
Web: www.cmtarchitects.com

Design Architect: Chris Tsoulos
Architect Reg Number: 51643

Copyright remains property of
CMT Architects Australia Pty Ltd

ACN: 161 791 715



Drawings in this set are not for construction. Do not scale from drawings. All dimensions to be checked on site prior to commencement of work. All discrepancies to be brought to the attention of the Architect. Larger scale drawings and written dimensions take preference. This drawing is copyright and remains the property of CMT Architects Australia Pty Ltd, and must not be retained, copied or used without the prior written authority of the author. Minor changes to building form and configuration may be required when drawings are subsequently prepared for construction purposes following the granting of development consent. Drawings subject to detail design in relation to services and engineering.

This document shall only be used for the purpose for which it was commissioned. Do not scale from Drawings. Only Figured Dimensions to be used.

Orientation

Notes

Planning Proposal

| | | | |
|-------|----------|---------------|--------------|
| | | | |
| | | | |
| | | | |
| C | 16/11/23 | November 2023 | Adam Bennett |
| Issue | Date | Description | Drawn |

| | | | |
|--------|------|--------|---|
| Sheet: | A112 | Issue: | C |
|--------|------|--------|---|

| | |
|---|-------------------|
| Drawing Name: North Elevation | |
| Site: 36-42a Short Street, Mudgee | |
| Scale: 1:300 @ A3 | Date: 16/11/23 |
| Drawn: AB | Checked: CT |



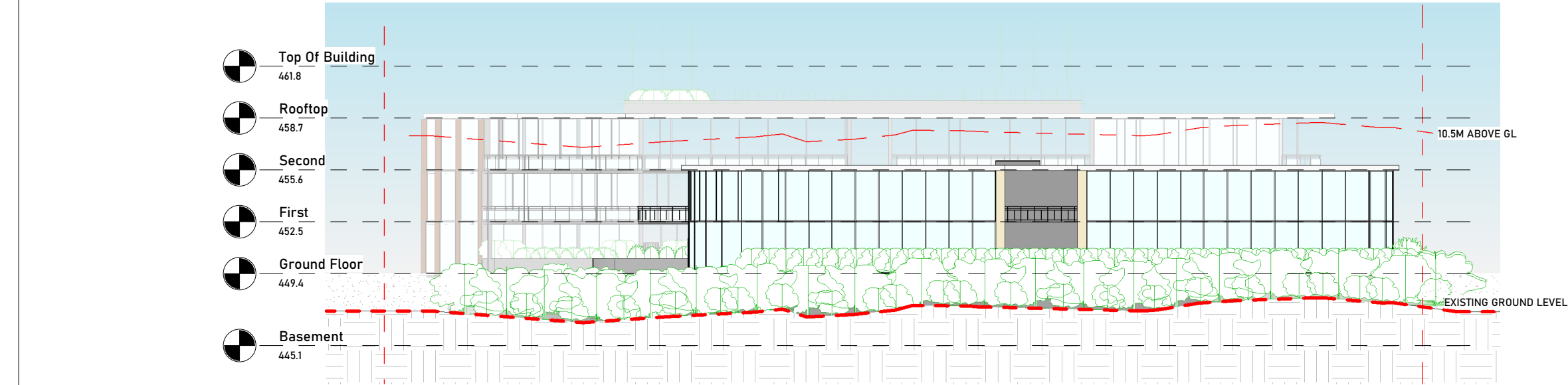
Unit 2, 61-65 Kingsway,
Kingsgrove NSW 2208 Australia

Ph: +61 9587 4330
Fax: +61 9587 4332
E: info@cmtarchitects.com
Web: www.cmtarchitects.com

Design Architect: Chris Tsoulos
Architect Reg Number: 5143

Copyright remains property of
CMT Architects Australia Pty Ltd

ACN: 161 791 715



1 North Elevation
1 : 300

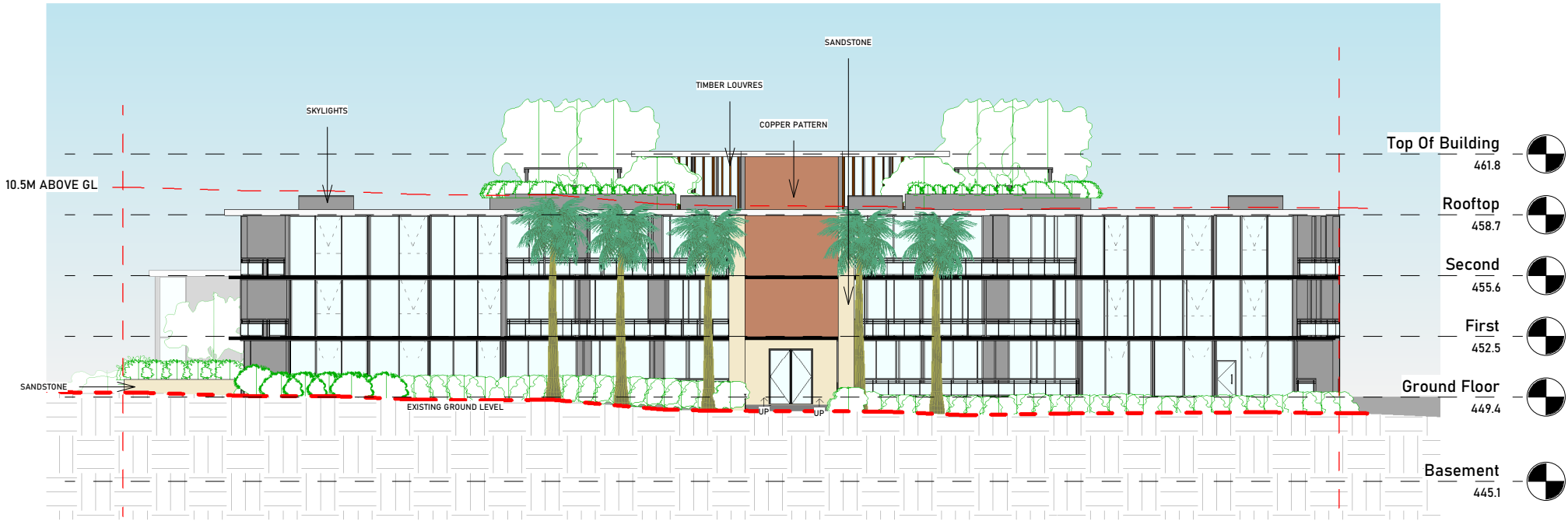
Drawings in this set are not for construction. Do not scale from drawings. All dimensions to be checked on site prior to commencement of work. All discrepancies to be brought to the attention of the Architect. Larger scale drawings and written dimensions take preference. This drawing is copyright and remains the property of CMT Architects Australia Pty Ltd, and must not be retained, copied or used without the prior written authority of the author. Minor changes to building form and configuration may be required when drawings are subsequently prepared for construction purposes following the granting of development consent. Drawings subject to detail design in relation to services and engineering.

This document shall only be used for the purpose for which it was commissioned. Do not scale from Drawings. Only Figured Dimensions to be used.

Orientation

Notes

Planning Proposal



1 South Elevation
1:300

| | | | |
|-------|----------|---------------|--------------|
| | | | |
| | | | |
| | | | |
| C | 16/11/23 | November 2023 | Adam Bennett |
| Issue | Date | Description | Drawn |

| | | | |
|--------|------|--------|---|
| Sheet: | A113 | Issue: | C |
|--------|------|--------|---|

Drawing Name:
South Elevation

Site:
36-42a Short Street, Mudgee

| | |
|------------|----------|
| Scale: | Date: |
| 1:300 @ A3 | 16/11/23 |

| | |
|-----------|-------------|
| Drawn: AB | Checked: CT |
|-----------|-------------|



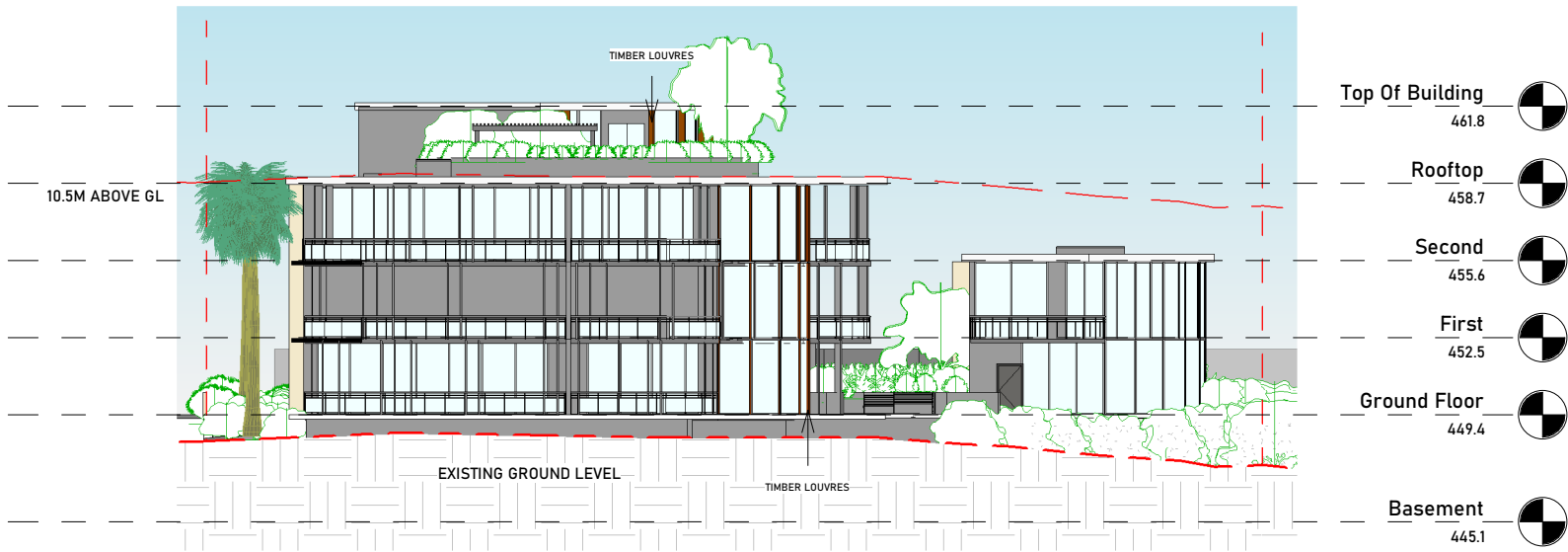
Unit 2, 61-65 Kingsway,
Kingsgrove NSW 2208 Australia

Ph: +61 9587 4330
Fax: +61 9587 4332
E: info@cmtarchitects.com
Web: www.cmtarchitects.com

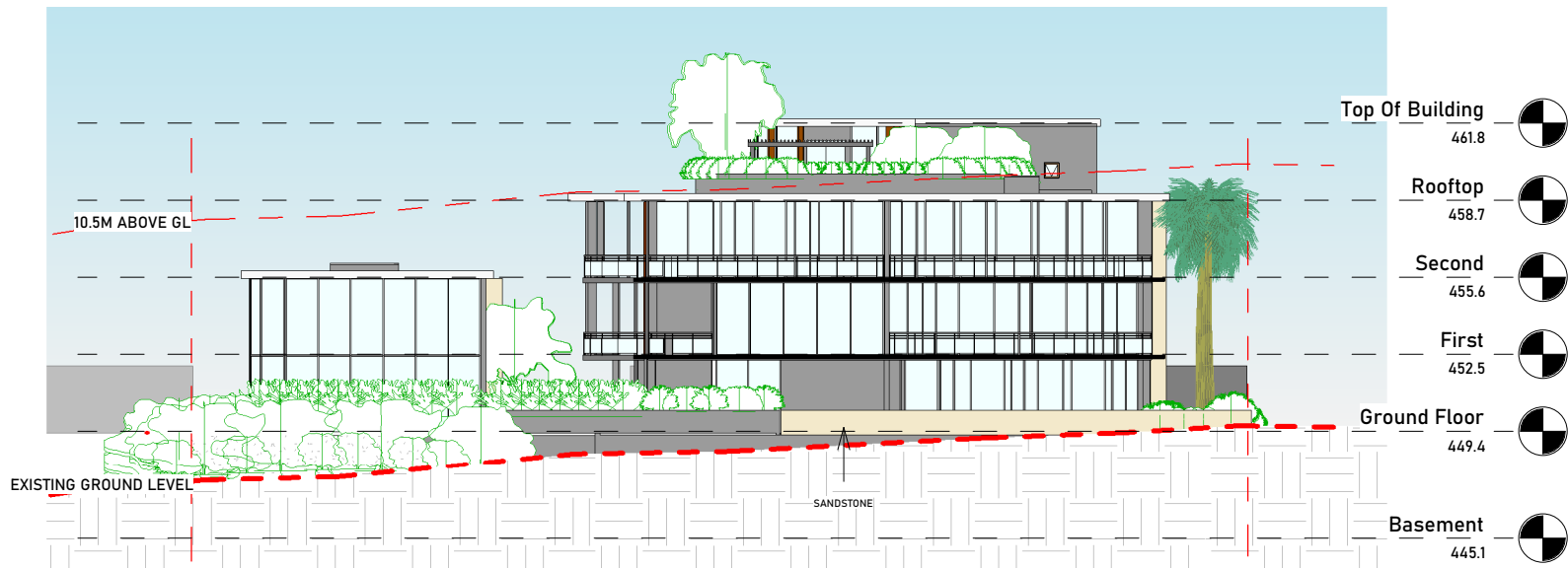
Design Architect: Chris Tsoulos
Architect Reg Number: 5143

Copyright remains property of
CMT Architects Australia Pty Ltd

ACN: 161 791 715



1 East Elevation
1:300



2 West Elevation
1:300

Drawings in this set are not for construction. Do not scale from drawings. All dimensions to be checked on site prior to commencement of work. All discrepancies to be brought to the attention of the Architect. Larger scale drawings and written dimensions take preference. This drawing is copyright and remains the property of CMT Architects Australia Pty Ltd, and must not be retained, copied or used without the prior written authority of the author. Minor changes to building form and configuration may be required when drawings are subsequently prepared for construction purposes following the granting of development consent. Drawings subject to detail design in relation to services and engineering.

This document shall only be used for the purpose for which it was commissioned. Do not scale from Drawings. Only Figured Dimensions to be used.

Orientation

Notes
Planning Proposal

| | | | |
|-------|----------|---------------|--------------|
| | | | |
| | | | |
| | | | |
| C | 16/11/23 | November 2023 | Adam Bennett |
| Issue | Date | Description | Drawn |

| | | | |
|--------|------|--------|---|
| Sheet: | A114 | Issue: | C |
|--------|------|--------|---|

Drawing Name:
East and West Elevation

Site:
36-42a Short Street, Mudgee

Scale:
1:300 @ A3

Date:
16/11/23

Drawn: AB

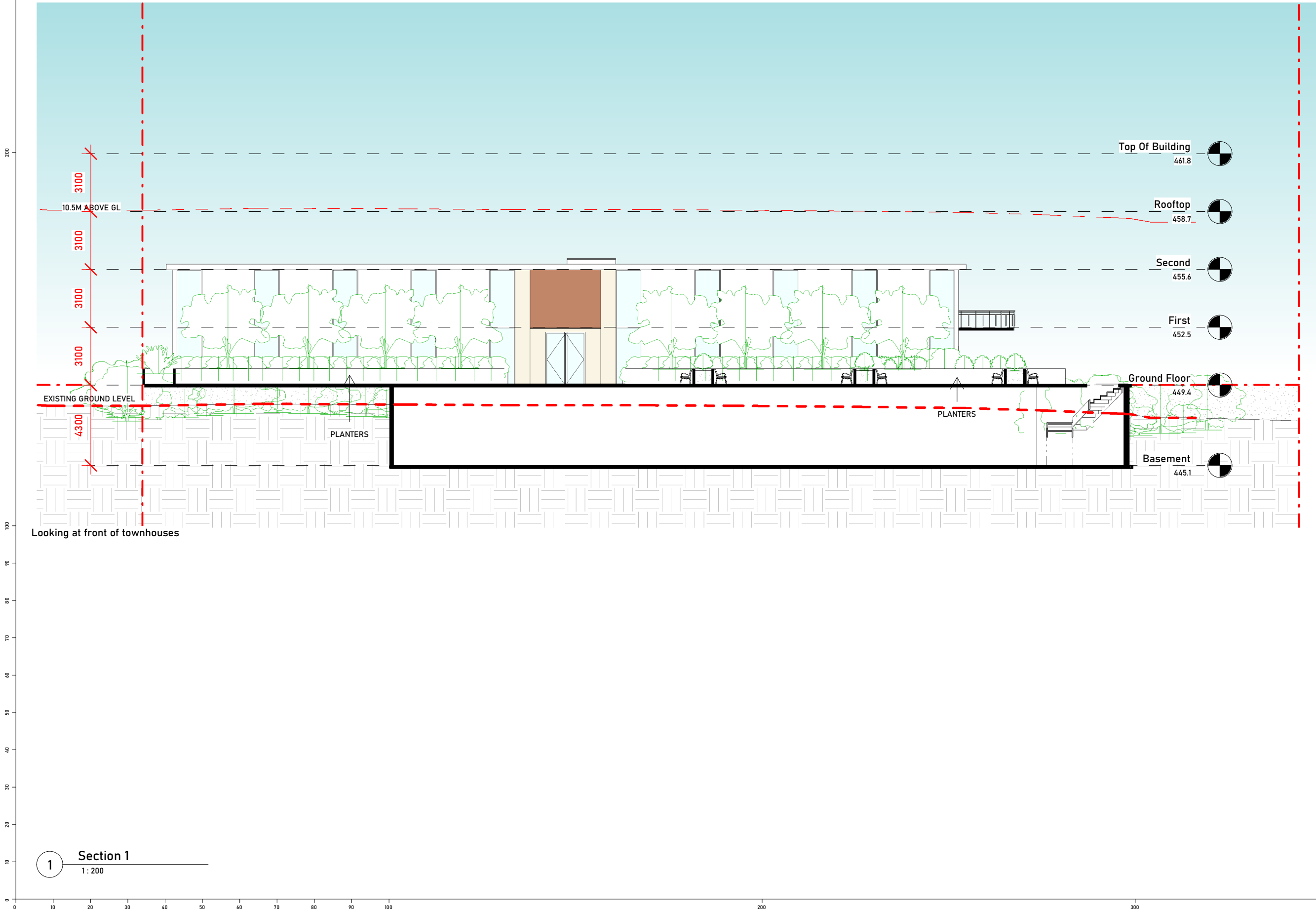
Checked: CT

CMT ARCHITECTS
AUSTRALIA PTY LTD

Unit 2, 61-65 Kingsway,
Kingsgrove NSW 2208 Australia
Ph: +61 9587 4330
Fax: +61 9587 4332
E: info@cmtarchitects.com
Web: www.cmtarchitects.com

Design Architect: Chris Tsoulos
Architect Reg Number: 5143

Copyright remains property of
CMT Architects Australia Pty Ltd
ACN: 161 791 715



Drawings in this set are not for construction. Do not scale from drawings. All dimensions to be checked on site prior to commencement of work. All discrepancies to be brought to the attention of the Architect. Larger scale drawings and written dimensions take preference. This drawing is copyright and remains the property of CMT Architects Australia Pty Ltd, and must not be retained, copied or used without the prior written authority of the author. Minor changes to building form and configuration may be required when drawings are subsequently prepared for construction purposes following the granting of development consent. Drawings subject to detail design in relation to services and engineering.

This document shall only be used for the purpose for which it was commissioned. Do not scale from Drawings. Only Figured Dimensions to be used.

Orientation

Notes

Planning Proposal

PLANT HEIGHTS/SPECIES NOT FINAL

COPPER PATTERN

| | | | |
|-------|----------|---------------|--------------|
| | | | |
| | | | |
| | | | |
| C | 16/11/23 | November 2023 | Adam Bennett |
| Issue | Date | Description | Drawn |

| | | | |
|--------|------|--------|---|
| Sheet: | A115 | Issue: | C |
|--------|------|--------|---|

| | |
|--------------------------------------|-------------------|
| Drawing Name: Section 1 | |
| Site: 36-42a Short Street, Mudgee | |
| Scale: 1:200 @ A3 | Date: 16/11/23 |
| Drawn: AB | Checked: CT |

CMT ARCHITECTS
AUSTRALIA PTY LTD

Unit 2, 61-65 Kingsway,
Kingsgrove NSW 2208 Australia

Ph: +61 9587 4330
Fax: +61 9587 4332
E: info@cmtarchitects.com
Web: www.cmtarchitects.com

Design Architect: Chris Tsoulos
Architect Reg Number: 5143

Copyright remains property of
CMT Architects Australia Pty Ltd

ACN: 161 791 715

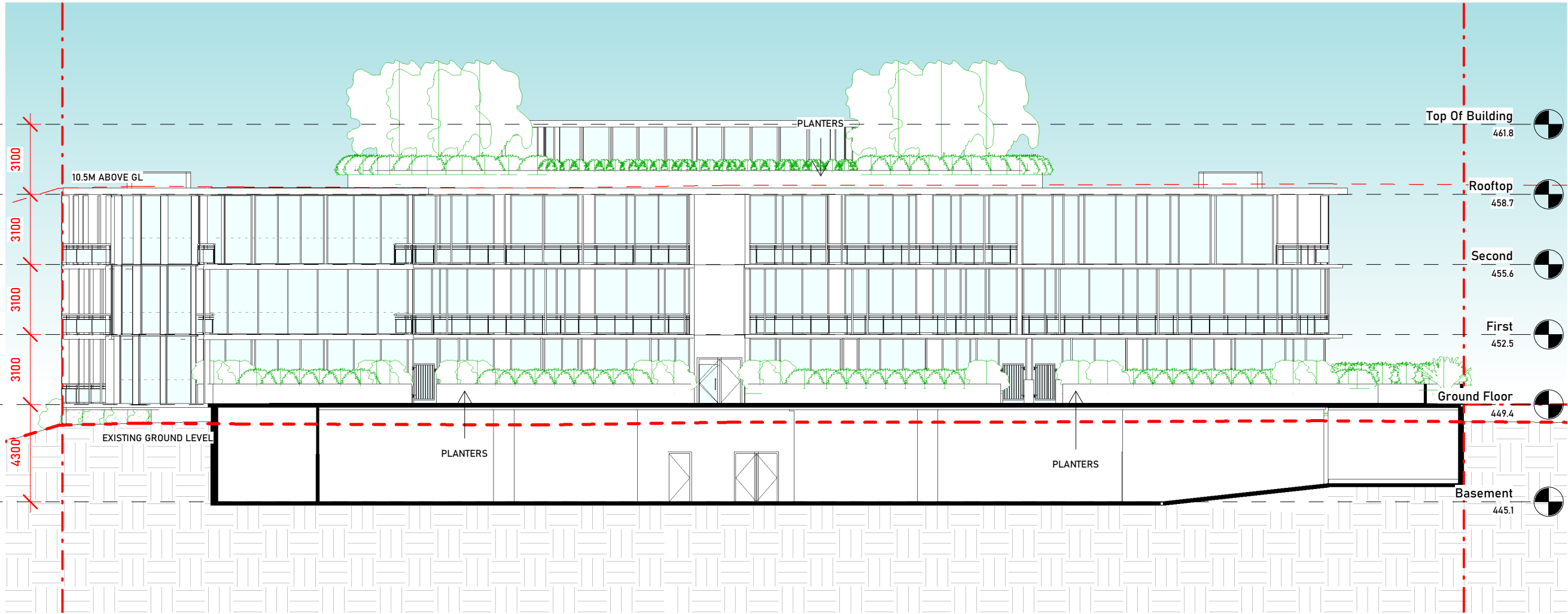
Drawings in this set are not for construction. Do not scale from drawings. All dimensions to be checked on site prior to commencement of work. All discrepancies to be brought to the attention of the Architect. Larger scale drawings and written dimensions take preference. This drawing is copyright and remains the property of CMT Architects Australia Pty Ltd, and must not be retained, copied or used without the prior written authority of the author. Minor changes to building form and configuration may be required when drawings are subsequently prepared for construction purposes following the granting of development consent. Drawings subject to detail design in relation to services and engineering.

This document shall only be used for the purpose for which it was commissioned. Do not scale from Drawings. Only Figured Dimensions to be used.

Orientation

Notes

Planning Proposal



| | | | |
|-------|----------|---------------|--------------|
| | | | |
| | | | |
| | | | |
| C | 16/11/23 | November 2023 | Adam Bennett |
| Issue | Date | Description | Drawn |

| | | | |
|--------|------|--------|---|
| Sheet: | A116 | Issue: | c |
|--------|------|--------|---|

Drawing Name:
Section 2

Site:
36-42a Short Street, Mudgee

| | |
|------------|----------|
| Scale: | Date: |
| 1:200 @ A3 | 16/11/23 |

| | |
|-----------|-------------|
| Drawn: AB | Checked: CT |
|-----------|-------------|



Unit 2, 61-65 Kingsway,
Kingsgrove NSW 2208 Australia
Ph: +61 9587 4330
Fax: +61 9587 4332
E: info@cmtarchitects.com
Web: www.cmtarchitects.com
Design Architect: Chris Tsoulos
Architect Reg Number: 5143
Copyright remains property of
CMT Architects Australia Pty Ltd
ACN: 161 791 715

1 Section 2
1 : 200

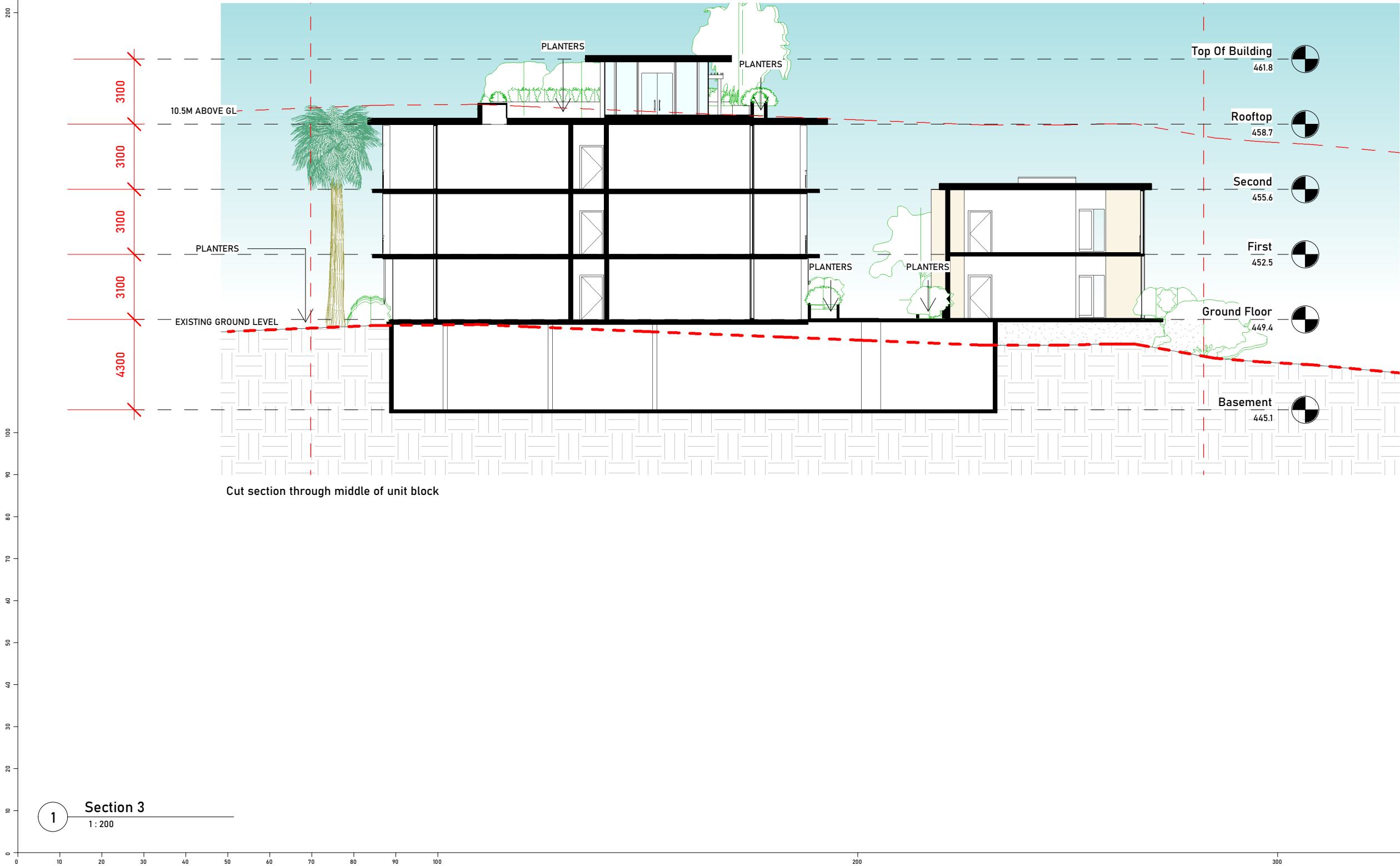
Drawings in this set are not for construction. Do not scale from drawings. All dimensions to be checked on site prior to commencement of work. All discrepancies to be brought to the attention of the Architect. Larger scale drawings and written dimensions take preference. This drawing is copyright and remains the property of CMT Architects Australia Pty Ltd, and must not be retained, copied or used without the prior written authority of the author. Minor changes to building form and configuration may be required when drawings are subsequently prepared for construction purposes following the granting of development consent. Drawings subject to detail design in relation to services and engineering.

This document shall only be used for the purpose for which it was commissioned. Do not scale from Drawings. Only Figured Dimensions to be used.

Orientation

Notes

Planning Proposal



| | | | |
|-------|----------|---------------|--------------|
| | | | |
| | | | |
| | | | |
| C | 16/11/23 | November 2023 | Adam Bennett |
| Issue | Date | Description | Drawn |

| | | | |
|--------|------|--------|---|
| Sheet: | A117 | Issue: | C |
|--------|------|--------|---|

Drawing Name:
Section 3

Site:
36-42a Short Street, Mudgee

Scale:
1:200 @ A3

Date:
16/11/23

Drawn: AB

Checked: CT

CMT ARCHITECTS
AUSTRALIA PTY LTD

Unit 2, 41-45 Kingsway,
Kingsgrove NSW 2208 Australia

Ph: +61 9587 4330
Fax: +61 9587 4332
E: info@cmtarchitects.com
Web: www.cmtarchitects.com

Design Architect: Chris Tsoulos
Architect Reg Number: 5143

Copyright remains property of
CMT Architects Australia Pty Ltd

ACN: 161 791 715

Drawings in this set are not for construction. Do not scale from drawings. All dimensions to be checked on site prior to commencement of work. All discrepancies to be brought to the attention of the Architect. Larger scale drawings and written dimensions take preference. This drawing is copyright and remains the property of CMT Architects Australia Pty Ltd, and must not be retained, copied or used without the prior written authority of the author. Minor changes to building form and configuration may be required when drawings are subsequently prepared for construction purposes following the granting of development consent. Drawings subject to detail design in relation to services and engineering.

This document shall only be used for the purpose for which it was commissioned. Do not scale from Drawings. Only Figured Dimensions to be used.

Orientation

Notes

Planning Proposal

| | | | |
|-------|----------|---------------|--------------|
| | | | |
| | | | |
| | | | |
| C | 16/11/23 | November 2023 | Adam Bennett |
| Issue | Date | Description | Drawn |

| | | | |
|--------|------|--------|---|
| Sheet: | A118 | Issue: | C |
|--------|------|--------|---|

| | |
|--------------------------------------|-------------------|
| Drawing Name: Section 4 | |
| Site: 36-42a Short Street, Mudgee | |
| Scale: 1:200 @ A3 | Date: 16/11/23 |
| Drawn: AB | Checked: CT |



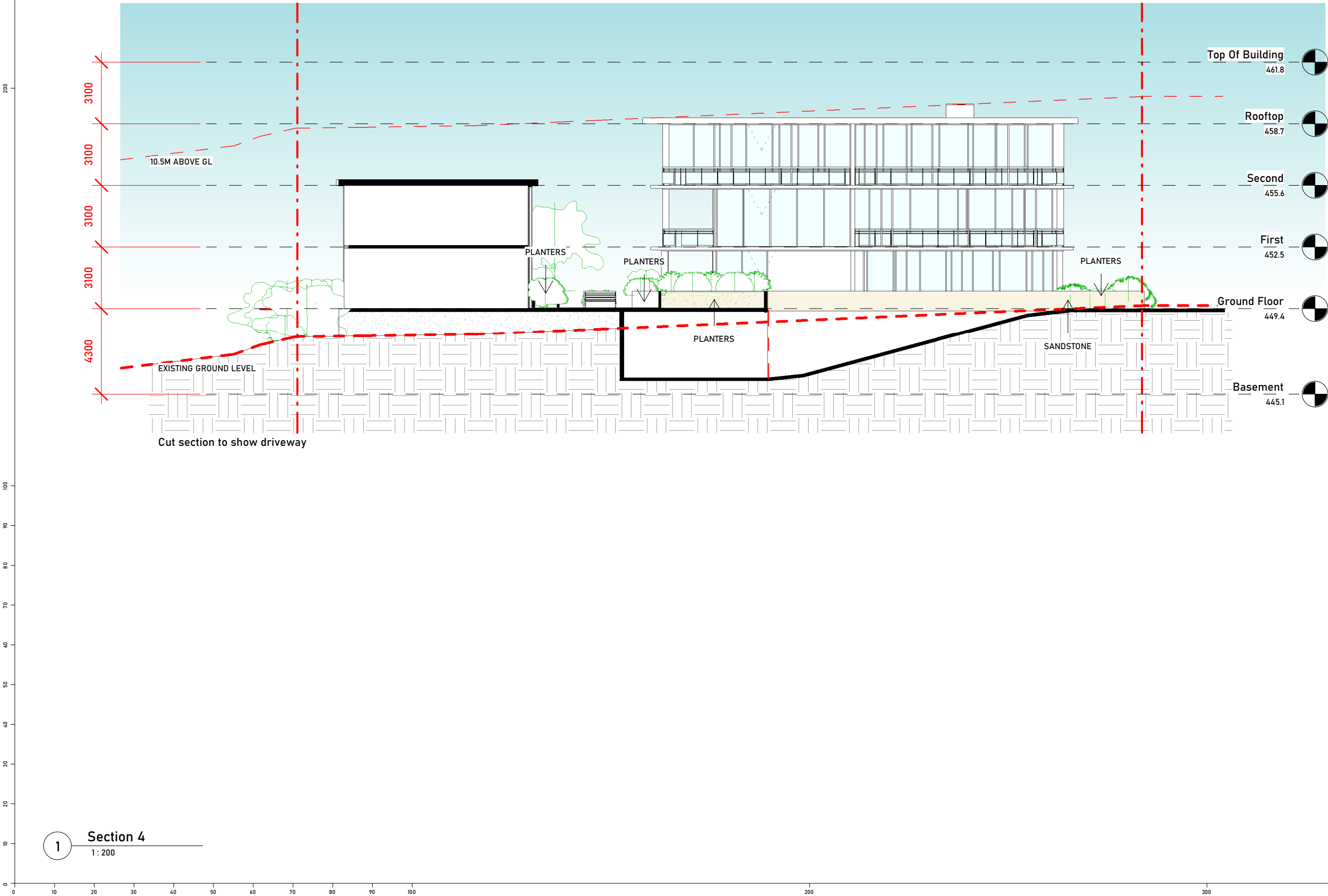
Unit 2, 61-65 Kingsway,
Kingsgrove NSW 2208 Australia

Ph: +61 9587 4330
Fax: +61 9587 4332
E: info@cmtarchitects.com
Web: www.cmtarchitects.com

Design Architect: Chris Tsoulos
Architect Reg Number: 5143

Copyright remains property of
CMT Architects Australia Pty Ltd

ACN: 161 791 715



Drawings in this set are not for construction. Do not scale from drawings. All dimensions to be checked on site prior to commencement of work. All discrepancies to be brought to the attention of the Architect. Larger scale drawings and written dimensions take preference. This drawing is copyright and remains the property of CMT Architects Australia Pty Ltd, and must not be retained, copied or used without the prior written authority of the author. Minor changes to building form and configuration may be required when drawings are subsequently prepared for construction purposes following the granting of development consent. Drawings subject to detail design in relation to services and engineering.

This document shall only be used for the purpose for which it was commissioned. Do not scale from Drawings. Only Figured Dimensions to be used.

Orientation

Notes

| | | | |
|-------|----------|---------------|--------|
| | | | |
| | | | |
| | | | |
| C | 16/11/23 | November 2023 | Author |
| Issue | Date | Description | Drawn |

| | | | |
|--------|------|--------|---|
| Sheet: | A119 | Issue: | C |
|--------|------|--------|---|

Drawing Name:
Common Open Space

Site:
36-42a Short Street, Mudgee

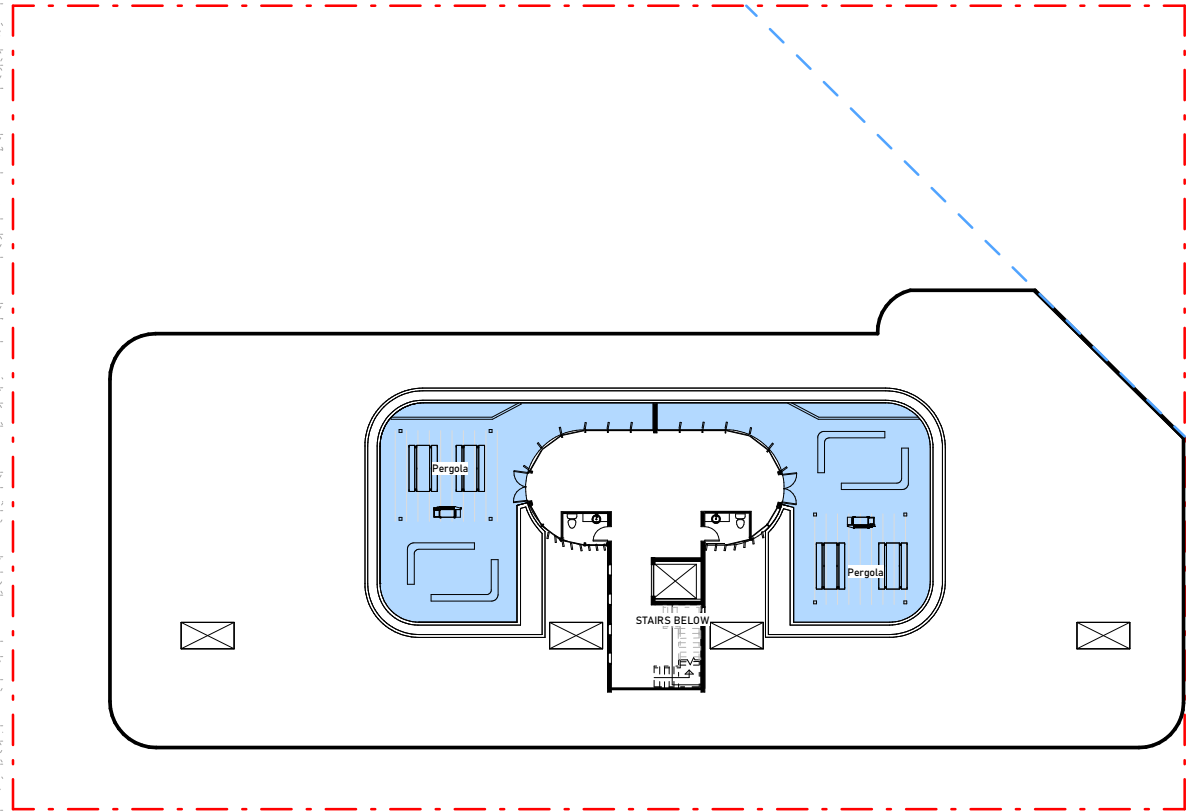
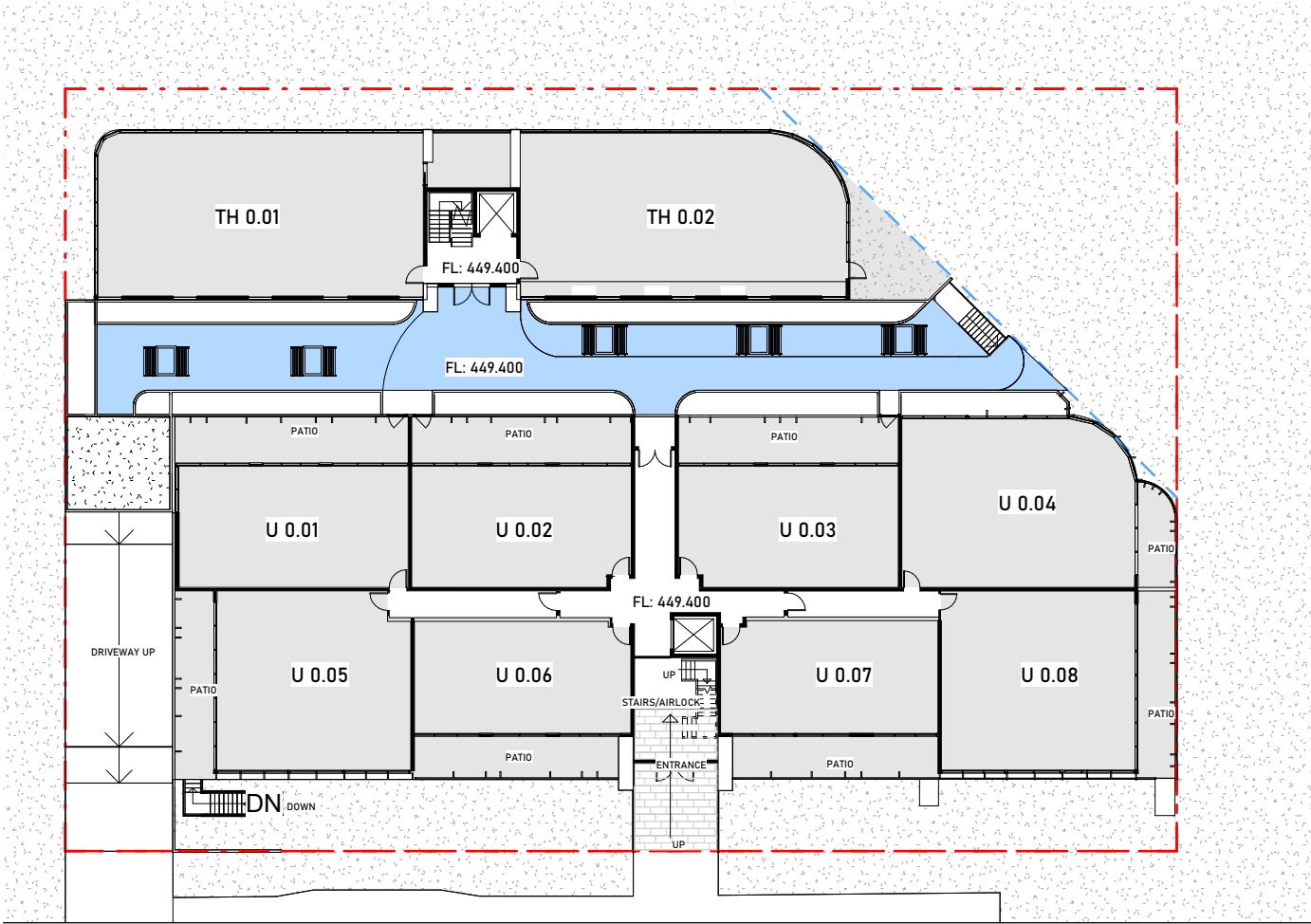
| | |
|------------|-------------|
| Scale: | Date: |
| 1:400 @ A3 | 16/11/23 |
| Drawn: AB | Checked: CT |



Unit 2, 61-65 Kingsway,
Kingsgrove NSW 2208 Australia
Ph: +61 9587 4330
Fax: +61 9587 4332
E: info@cmtarchitects.com
Web: www.cmtarchitects.com


Design Architect: Chris Tsoulos
Architect Reg Number: 51643

Copyright remains property of
CMT Architects Australia Pty Ltd
ACN: 161 791 715



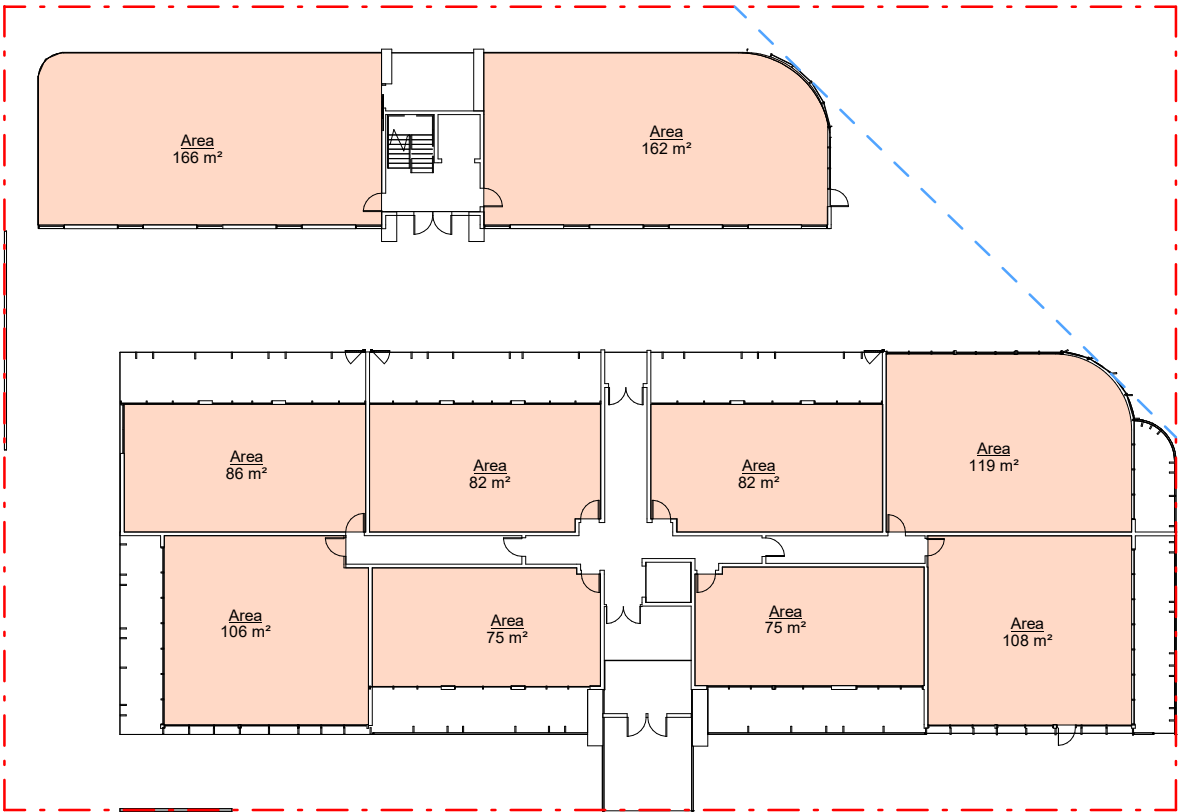
1 Ground Floor - Common Open Space
1 : 400

2 Rooftop - Common Open Space
1 : 400

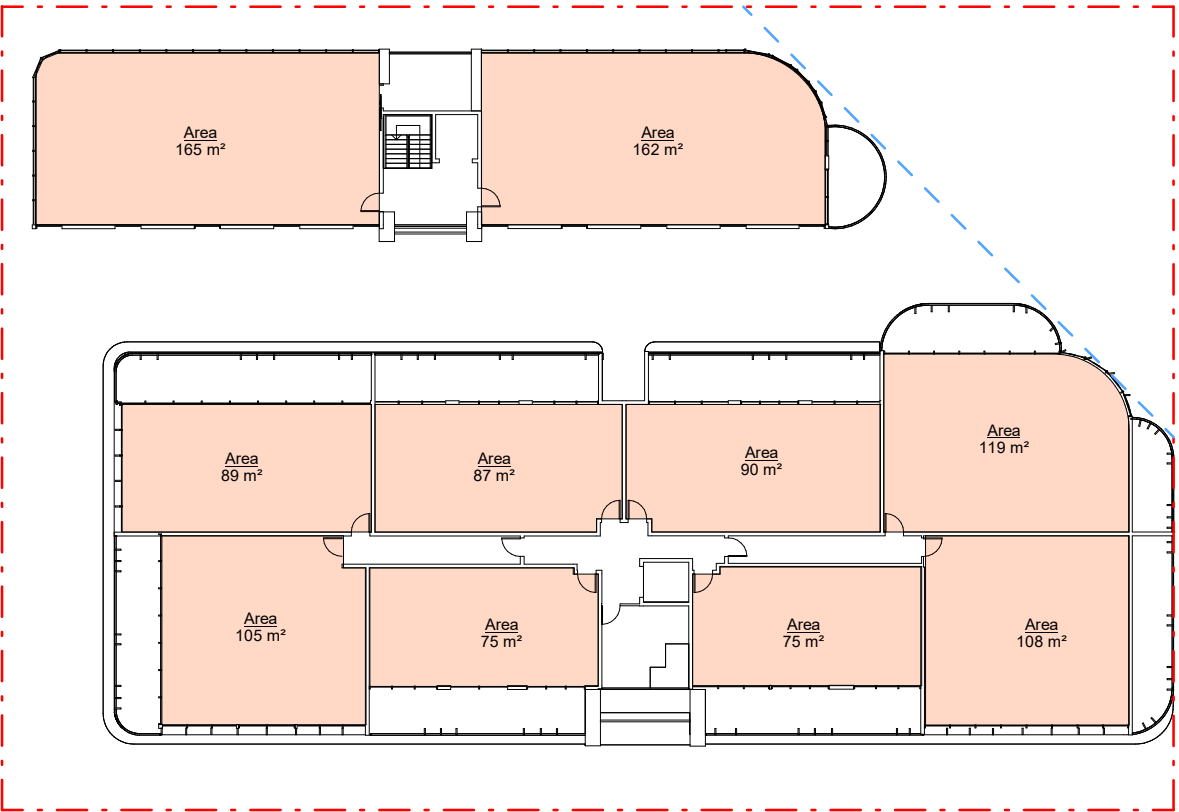


COMMON OPEN SPACE

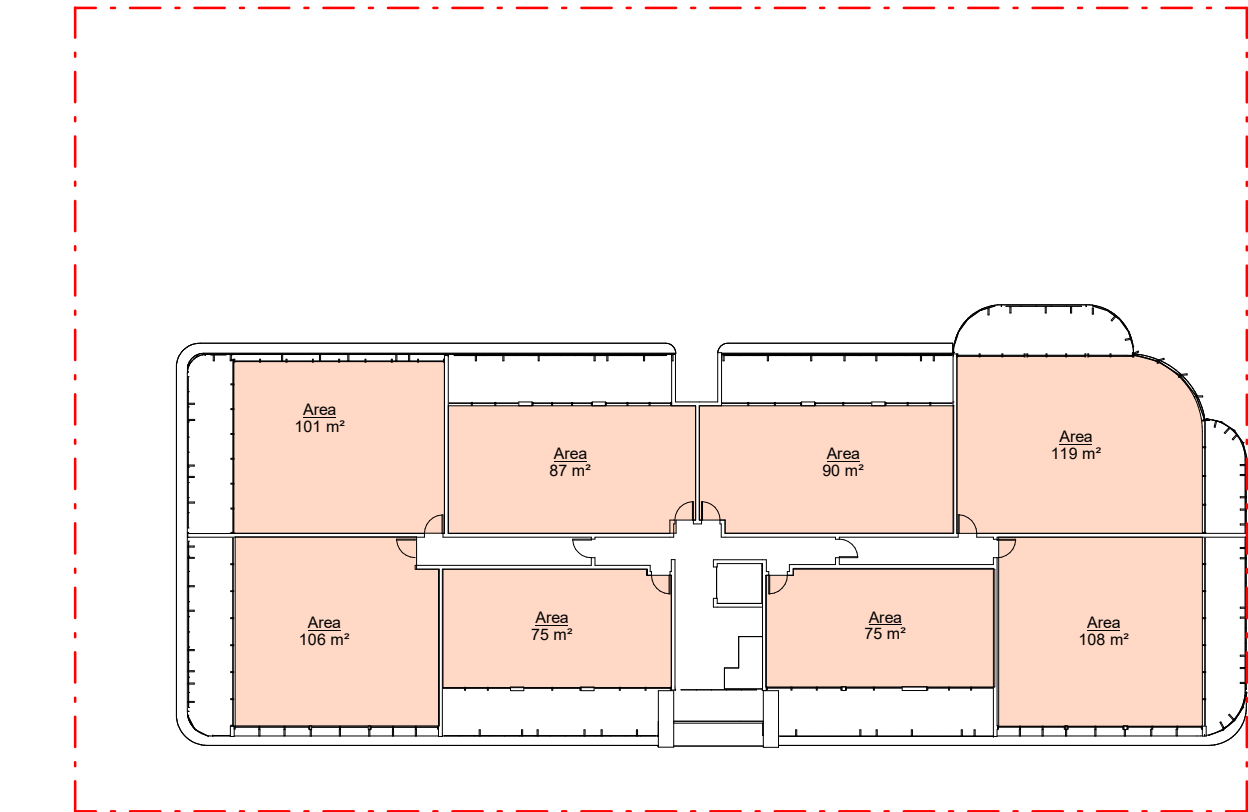
| | | | |
|---------------------|-----|---------------------|--------|
| AREA PER FLOOR (m2) | | TOTAL PROPOSED COS | 401m2 |
| GROUND FLOOR | 209 | TOTAL SITE AREA | 2635m2 |
| ROOFTOP | 192 | PROPOSED PERCENTAGE | 15% |
| TOTAL PROPOSED | 401 | | |



1061m2



1075m2



761m2



GFA CALCULATIONS

| AREA PER FLOOR | | GFA | |
|----------------|------|--------------------|---------|
| GROUND FLOOR | 1061 | TOTAL PROPOSED GFA | 2897m2 |
| LEVEL 1 | 1075 | TOTAL SITE AREA | 2635m2 |
| LEVEL 2 | 761 | | |
| TOTAL PROPOSED | | PROPOSED FSR | 1.1 : 1 |

Drawings in this set are not for construction. Do not scale from drawings. All dimensions to be checked on site prior to commencement of work. All discrepancies to be brought to the attention of the Architect. Larger scale drawings and written dimensions take preference. This drawing is copyright and remains the property of CMT Architects Australia Pty Ltd, and must not be retained, copied or used without the prior written authority of the author. Minor changes to building form and configuration may be required when drawings are subsequently prepared for construction purposes following the granting of development consent. Drawings subject to detail design in relation to services and engineering.

This document shall only be used for the purpose for which it was commissioned. Do not scale from Drawings. Only Figured Dimensions to be used.

Orientation

Notes
Planning Proposal

Site: 2635m2
GFA: 2912m2

| | | | |
|-------|----------|---------------|--------|
| | | | |
| | | | |
| | | | |
| C | 16/11/23 | November 2023 | Author |
| Issue | Date | Description | Drawn |

| | | | |
|--------|------|--------|---|
| Sheet: | A120 | Issue: | C |
|--------|------|--------|---|

Drawing Name:
GFA Calculations

Site:
36-42a Short Street, Mudgee

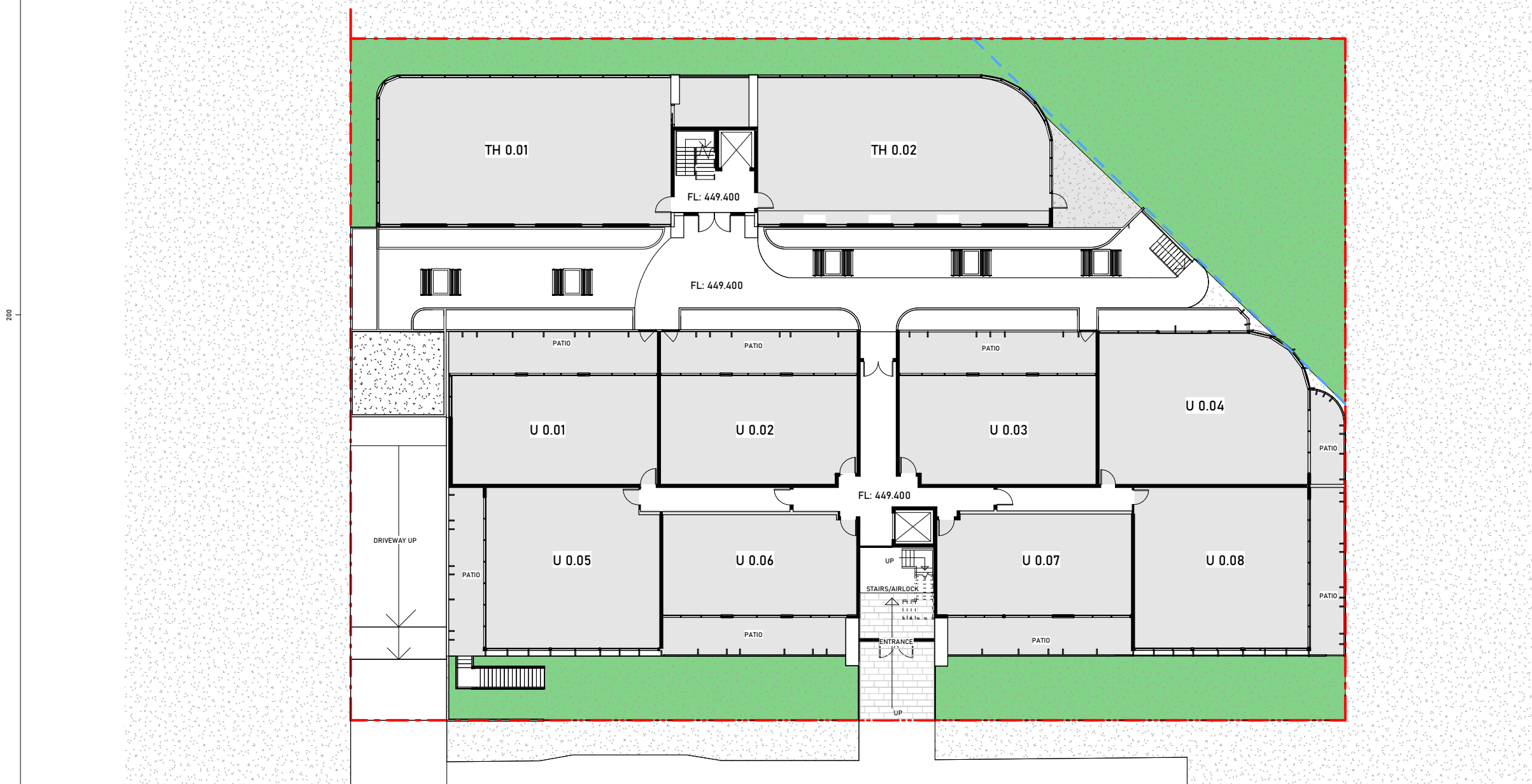
Scale:
1:400 @ A3

Date:
16/11/23

ABwn: ChCTed:



Unit 2, 41-45 Kingsway,
Kingsgrove NSW 2208 Australia
Ph: +61 9587 4330
Fax: +61 9587 4332
E: info@cmtarchitects.com
Web: www.cmtarchitects.com
Design Architect: Chris Tsoulos
Architect Reg Number: 5143
Copyright remains property of
CMT Architects Australia Pty Ltd
ACN: 161 791 715



SHORT STREET

SHORT STREET



DEEP SOIL CALCULATION

| | | | |
|----------------|-------|--------------------------|--------|
| GROUND FLOOR | 571 | TOTAL PROPOSED DEEP SOIL | 571m2 |
| TOTAL PROPOSED | 571m2 | TOTAL SITE AREA | 2635m2 |
| | | PROPOSED PERCENTAGE | 21.6% |

Drawings in this set are not for construction. Do not scale from drawings. All dimensions to be checked on site prior to commencement of work. All discrepancies to be brought to the attention of the Architect. Larger scale drawings and written dimensions take preference. This drawing is copyright and remains the property of CMT Architects Australia Pty Ltd, and must not be retained, copied or used without the prior written authority of the author. Minor changes to building form and configuration may be required when drawings are subsequently prepared for construction purposes following the granting of development consent. Drawings subject to detail design in relation to services and engineering.

This document shall only be used for the purpose for which it was commissioned. Do not scale from Drawings. Only Figured Dimensions to be used.

Orientation

Notes

| | | | |
|-------|----------|---------------|--------|
| | | | |
| | | | |
| | | | |
| C | 16/11/23 | November 2023 | Author |
| Issue | Date | Description | Drawn |

| | | | |
|--------|------|--------|---|
| Sheet: | A121 | Issue: | C |
|--------|------|--------|---|

| | |
|--------------------------------------|-------------------|
| Drawing Name: Deep Soil | |
| Site: 36-42a Short Street, Mudgee | |
| Scale: 1:300 @ A3 | Date: 16/11/23 |
| Drawn: AB | Checked: CT |



Unit 2, 61-65 Kingsway,
Kingsgrove NSW 2208 Australia

Ph: +61 9587 4330
Fax: +61 9587 4332
E: info@cmtarchitects.com
Web: www.cmtarchitects.com

Design Architect: Chris Tsoulos
Architect Reg Number: 5143

Copyright remains property of
CMT Architects Australia Pty Ltd
ACN: 161 791 715

Drawings in this set are not for construction. Do not scale from drawings. All dimensions to be checked on site prior to commencement of work. All discrepancies to be brought to the attention of the Architect. Larger scale drawings and written dimensions take preference. This drawing is copyright and remains the property of CMT Architects Australia Pty Ltd, and must not be retained, copied or used without the prior written authority of the author. Minor changes to building form and configuration may be required when drawings are subsequently prepared for construction purposes following the granting of development consent. Drawings subject to detail design in relation to services and engineering.

This document shall only be used for the purpose for which it was commissioned. Do not scale from Drawings. Only Figured Dimensions to be used.

Orientation

Notes

Planning Proposal

| | | | |
|-------|----------|---------------|--------|
| | | | |
| | | | |
| | | | |
| C | 16/11/23 | November 2023 | Author |
| Issue | Date | Description | Drawn |

| | | | |
|--------|------|--------|---|
| Sheet: | A122 | Issue: | c |
|--------|------|--------|---|

Drawing Name:
Cross Ventilation

Site:
36-42a Short Street, Mudgee

| | |
|------------|----------|
| Scale: | Date: |
| 1:400 @ A3 | 16/11/23 |

| | |
|--------|----------|
| Drawn: | Checked: |
| AB | CT |



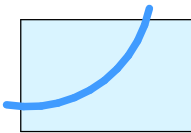
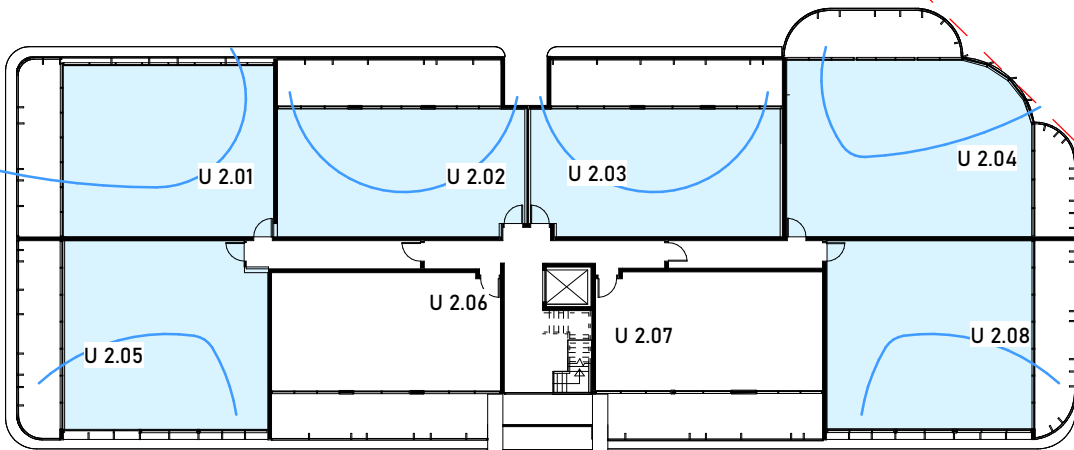
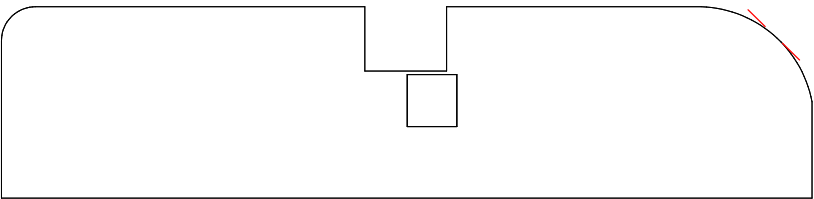
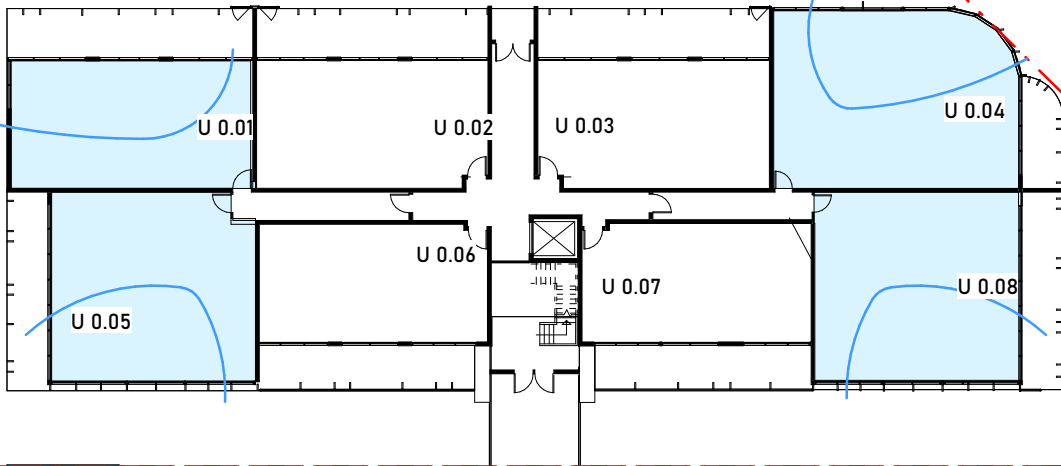
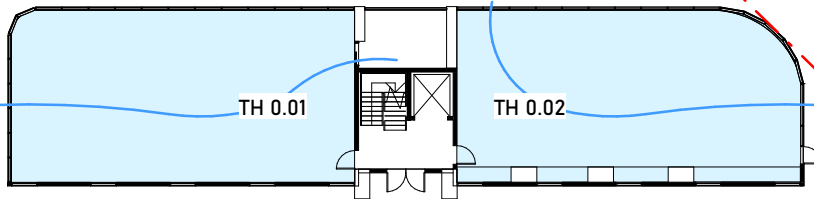
Unit 2, 61-65 Kingsway,
Kingsgrove NSW 2208 Australia

Ph: +61 9587 4330
Fax: +61 9587 4332
E: info@cmtarchitects.com
Web: www.cmtarchitects.com

Design Architect: Chris Tsoulos
Architect Reg Number: 5143


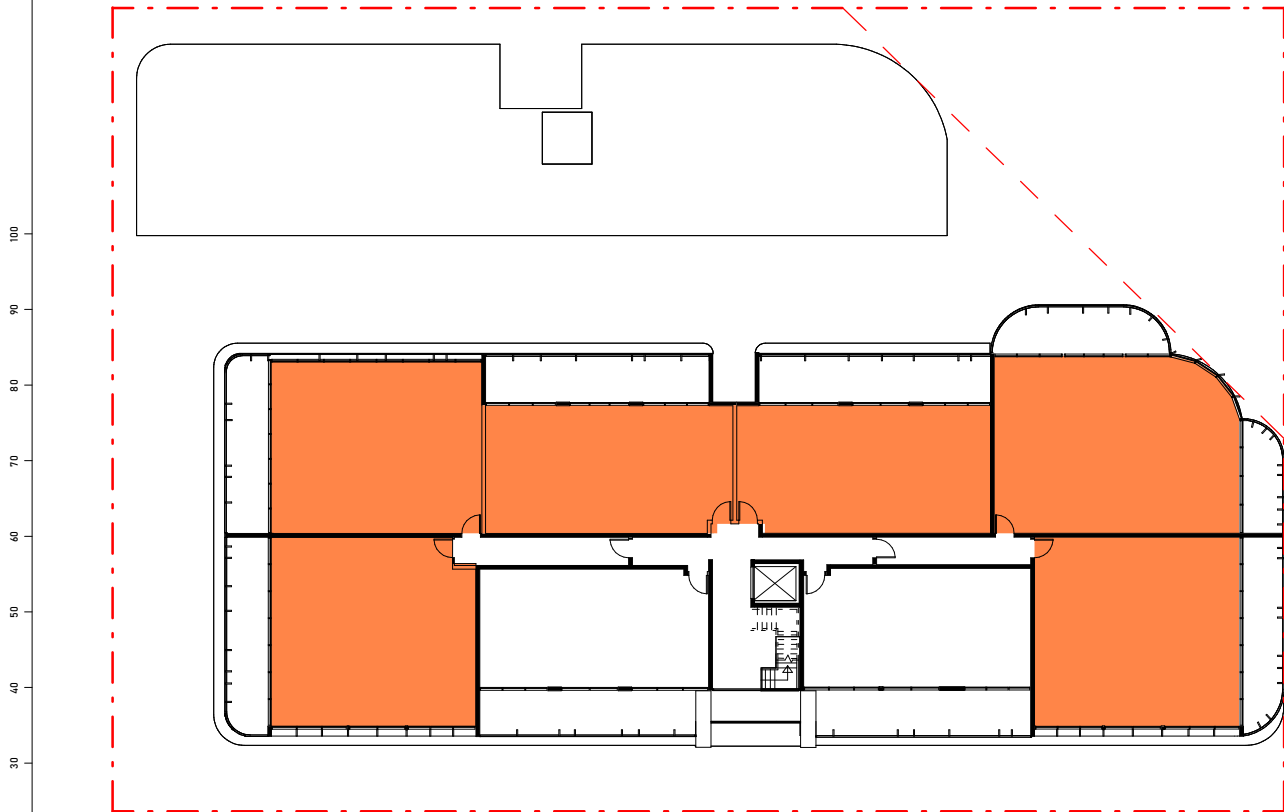
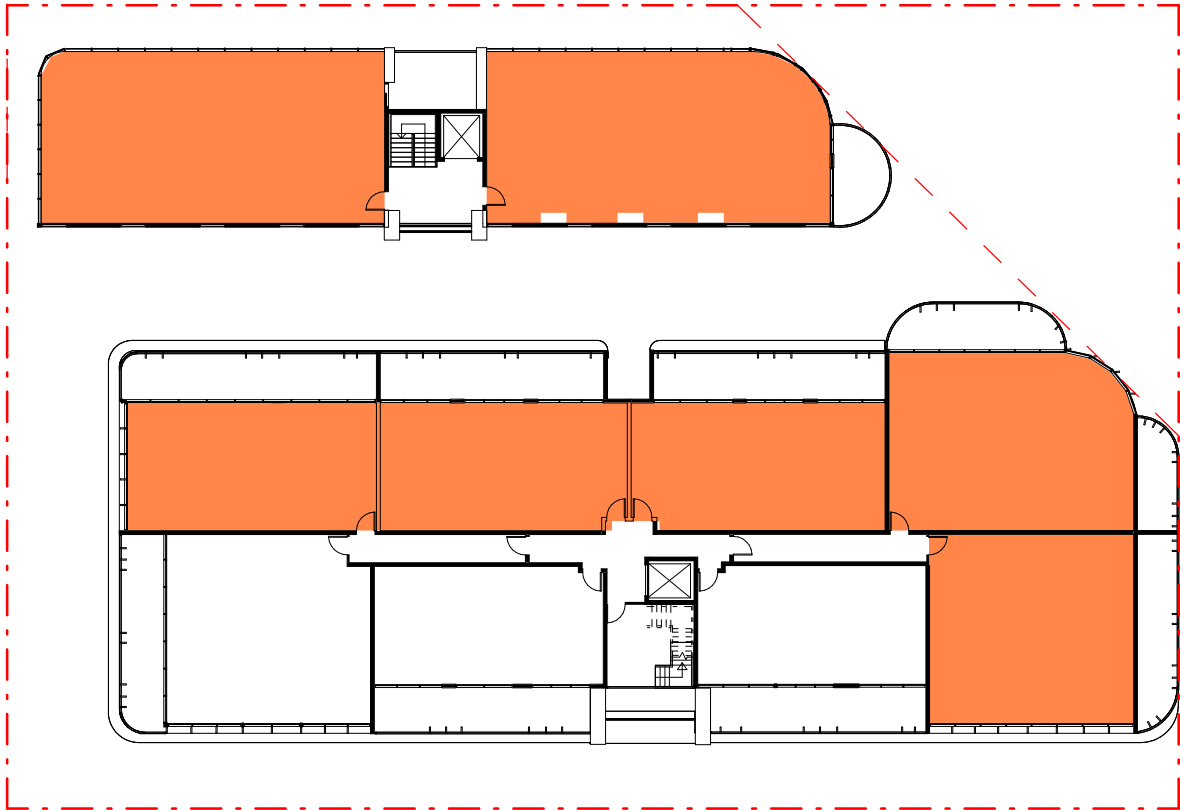
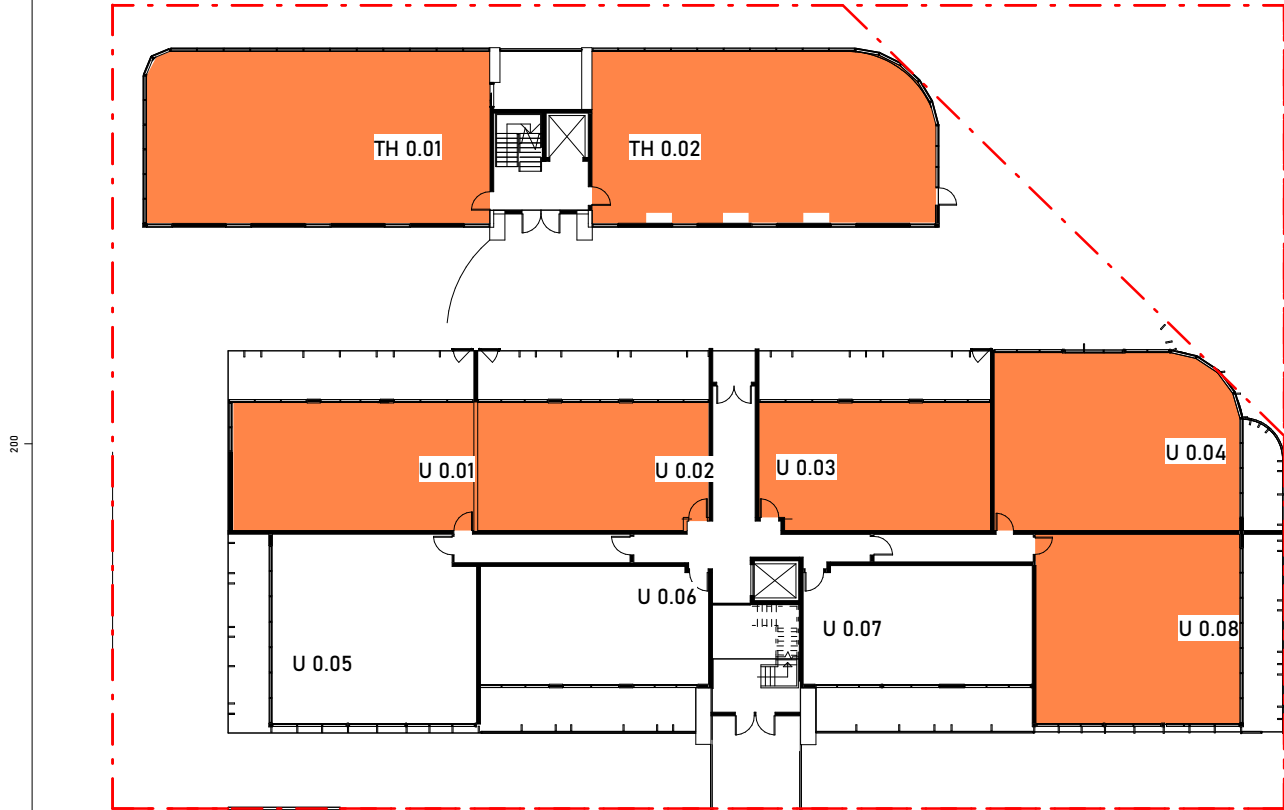
Copyright remains property of
CMT Architects Australia Pty Ltd

ACN: 161 791 715



CROSS VENTILATED UNITS

| | CROSS VENTILATED | TOTAL UNITS | PERCENTAGE |
|--------------|------------------|-------------|------------|
| GROUND FLOOR | 6 | 10 | 60% |
| LEVEL 1 | 8 | 10 | 80% |
| LEVEL 2 | 6 | 8 | 75% |
| TOTAL | 20 | 28 | 71% |



SOLAR ACCESS UNITS

| | SOLAR ACCESS | TOTAL UNITS | PERCENTAGE |
|--------------|--------------|-------------|------------|
| GROUND FLOOR | 7 | 10 | 70% |
| LEVEL 1 | 7 | 10 | 70% |
| LEVEL 2 | 6 | 8 | 75% |
| TOTAL | 20 | 28 | 71% |

Drawings in this set are not for construction. Do not scale from drawings. All dimensions to be checked on site prior to commencement of work. All discrepancies to be brought to the attention of the Architect. Larger scale drawings and written dimensions take preference. This drawing is copyright and remains the property of CMT Architects Australia Pty Ltd, and must not be retained, copied or used without the prior written authority of the author. Minor changes to building form and configuration may be required when drawings are subsequently prepared for construction purposes following the granting of development consent. Drawings subject to detail design in relation to services and engineering.

This document shall only be used for the purpose for which it was commissioned. Do not scale from Drawings. Only Figured Dimensions to be used.

Orientation

Notes

Planning Proposal

| | | | |
|-------|----------|---------------|--------|
| | | | |
| | | | |
| | | | |
| C | 16/11/23 | November 2023 | Author |
| Issue | Date | Description | Drawn |

| | | | |
|--------|------|--------|---|
| Sheet: | A123 | Issue: | c |
|--------|------|--------|---|

Drawing Name:
Solar Access

Site:
36-42a Short Street, Mudgee

| | |
|------------|----------|
| Scale: | Date: |
| 1:400 @ A3 | 16/11/23 |

| | |
|--------|----------|
| Drawn: | Checked: |
| AB | CT |



Unit 2, 61-65 Kingsway,
Kingsgrove NSW 2208 Australia
Ph: +61 9587 4330
Fax: +61 9587 4332
E: info@cmtarchitects.com
Web: www.cmtarchitects.com
Design Architect: Chris Tsoulos
Architect Reg Number: 5143
Copyright remains property of
CMT Architects Australia Pty Ltd
ACN: 161 791 715

Drawings in this set are not for construction. Do not scale from drawings. All dimensions to be checked on site prior to commencement of work. All discrepancies to be brought to the attention of the Architect. Larger scale drawings and written dimensions take preference. This drawing is copyright and remains the property of CMT Architects Australia Pty Ltd, and must not be retained, copied or used without the prior written authority of the author. Minor changes to building form and configuration may be required when drawings are subsequently prepared for construction purposes following the granting of development consent. Drawings subject to detail design in relation to services and engineering.

This document shall only be used for the purpose for which it was commissioned. Do not scale from Drawings. Only Figured Dimensions to be used.

Orientation

Notes

| | | | |
|-------|----------|---------------|--------|
| | | | |
| | | | |
| | | | |
| C | 16/11/23 | November 2023 | Author |
| Issue | Date | Description | Drawn |

| | | | |
|--------|------|--------|---|
| Sheet: | A124 | Issue: | C |
|--------|------|--------|---|

Drawing Name:
Summer Shadows

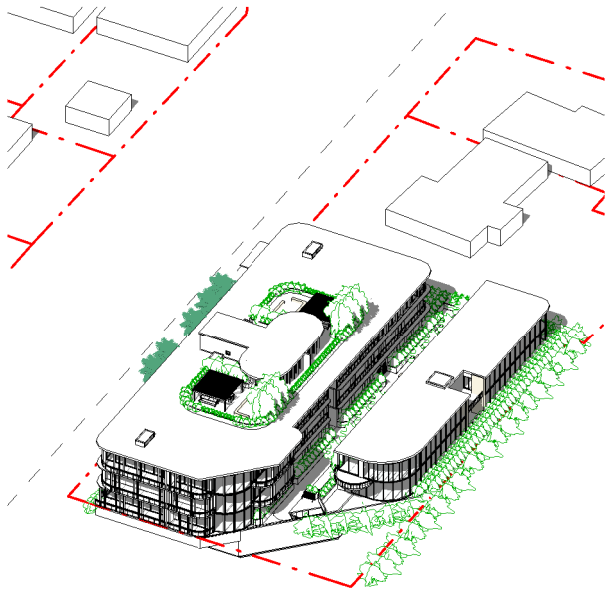
Site:
36-42a Short Street, Mudgee

| | |
|--------|----------|
| Scale: | Date: |
| NTS | 16/11/23 |

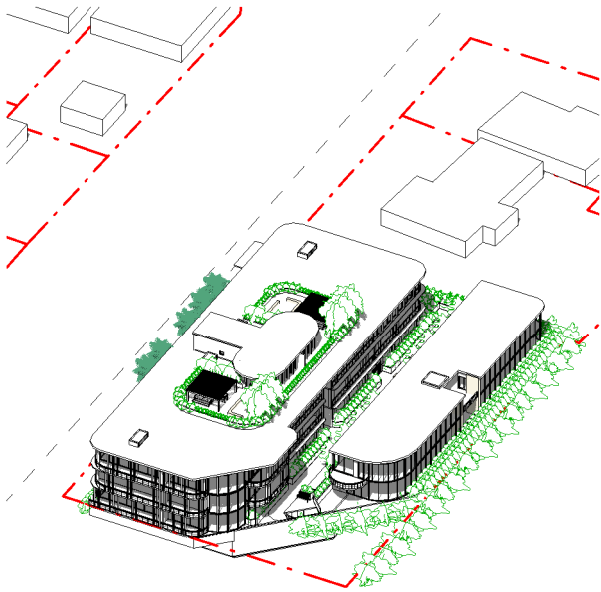
| | |
|-----------|-------------|
| Drawn: AB | Checked: CT |
|-----------|-------------|



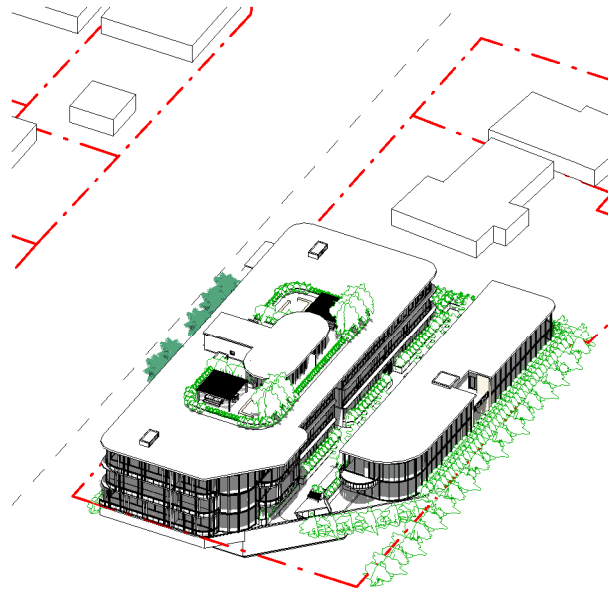
Unit 2, 61-65 Kingsway,
Kingsgrove NSW 2208 Australia
Ph: +61 9587 4330
Fax: +61 9587 4332
E: info@cmtarchitects.com
Web: www.cmtarchitects.com
Design Architect: Chris Tsoulos
Architect Reg Number: 5143
Copyright remains property of
CMT Architects Australia Pty Ltd
ACN: 161 791 715



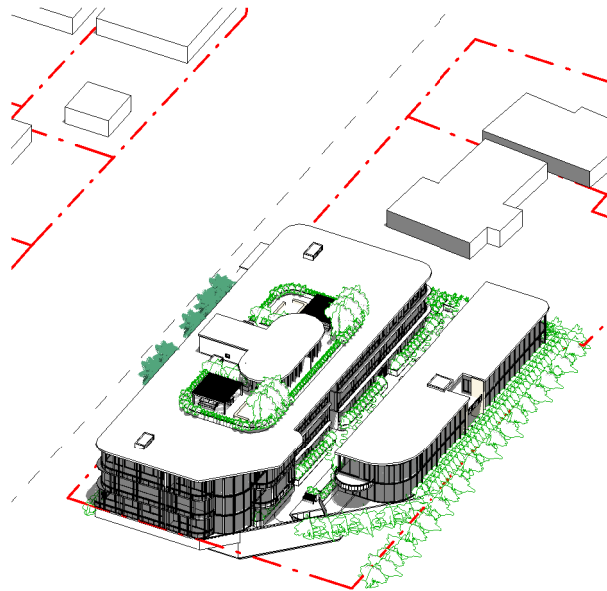
1 A1 - Summer 9am



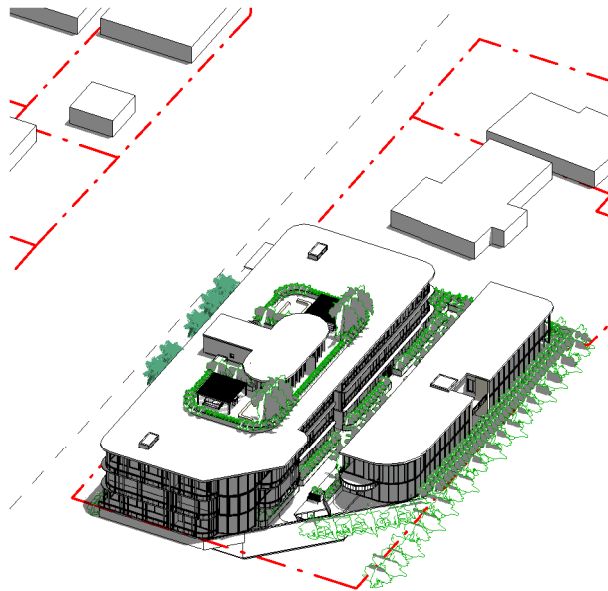
2 A1 - Summer 10am



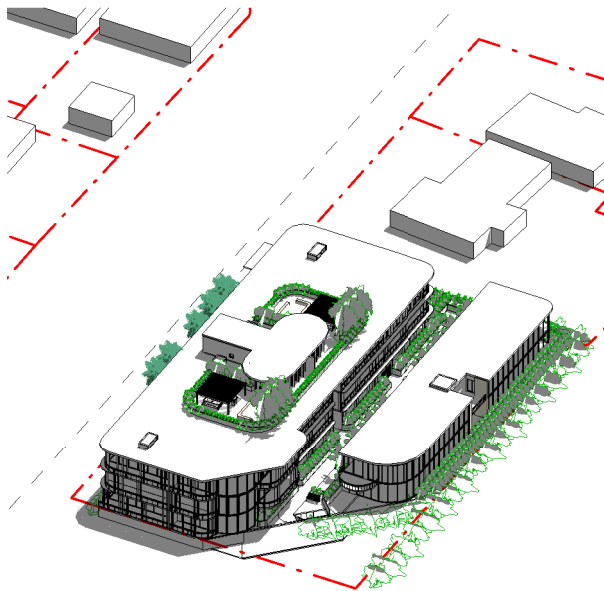
3 A1 - Summer 11am



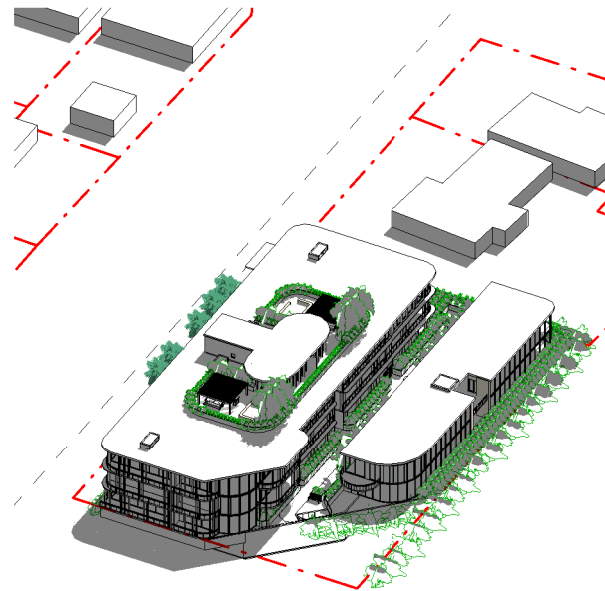
4 A1 - Summer 12pm



5 A1 - Summer 1pm



6 A1 - Summer 2pm



7 A1 - Summer 3pm

Drawings in this set are not for construction. Do not scale from drawings. All dimensions to be checked on site prior to commencement of work. All discrepancies to be brought to the attention of the Architect. Larger scale drawings and written dimensions take preference. This drawing is copyright and remains the property of CMT Architects Australia Pty Ltd, and must not be retained, copied or used without the prior written authority of the author. Minor changes to building form and configuration may be required when drawings are subsequently prepared for construction purposes following the granting of development consent. Drawings subject to detail design in relation to services and engineering.

This document shall only be used for the purpose for which it was commissioned. Do not scale from Drawings. Only Figured Dimensions to be used.

Orientation

Notes

| | | | |
|-------|----------|---------------|--------|
| | | | |
| | | | |
| | | | |
| C | 16/11/23 | November 2023 | Author |
| Issue | Date | Description | Drawn |

| | | | |
|--------|------|--------|---|
| Sheet: | A125 | Issue: | C |
|--------|------|--------|---|

| | |
|--------------------------------------|-------------------|
| Drawing Name: Autumn Shadows | |
| Site: 36-42a Short Street, Mudgee | |
| Scale: NTS | Date: 16/11/23 |
| Drawn: AB | Checked: CT |



CMT ARCHITECTS
AUSTRALIA PTY LTD

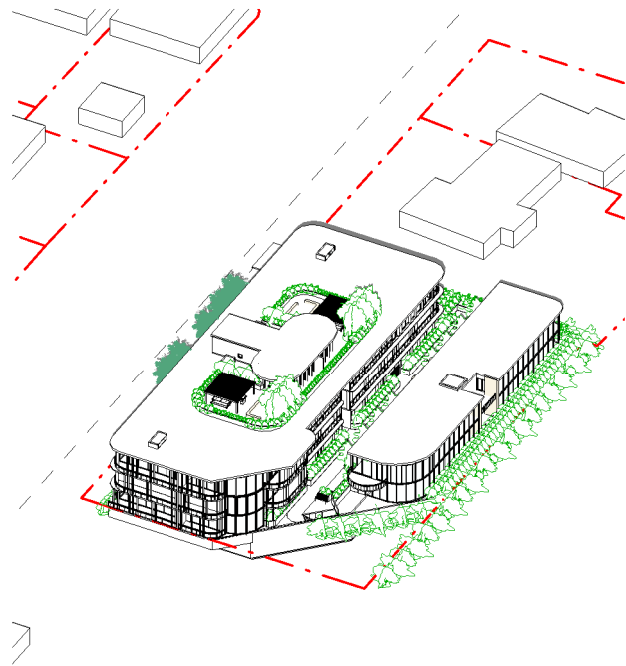
Unit 2, 61-65 Kingsway,
Kingsgrove NSW 2208 Australia

Ph: +61 9587 4330
Fax: +61 9587 4332
E: info@cmtarchitects.com
Web: www.cmtarchitects.com

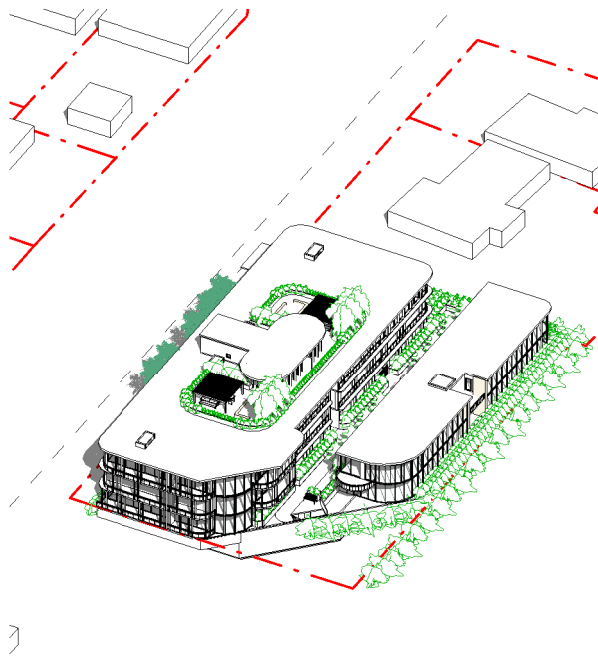
Design Architect: Chris Tsoulos
Architect Reg Number: 5143

Copyright remains property of
CMT Architects Australia Pty Ltd

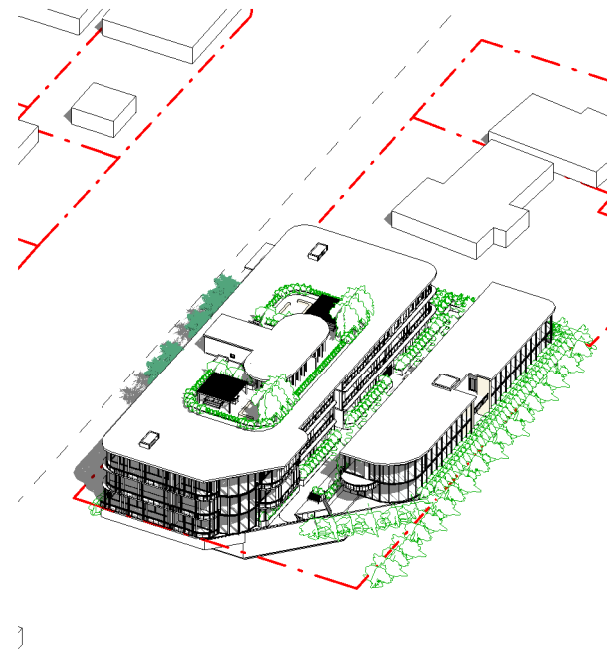
ACN: 161 791 715



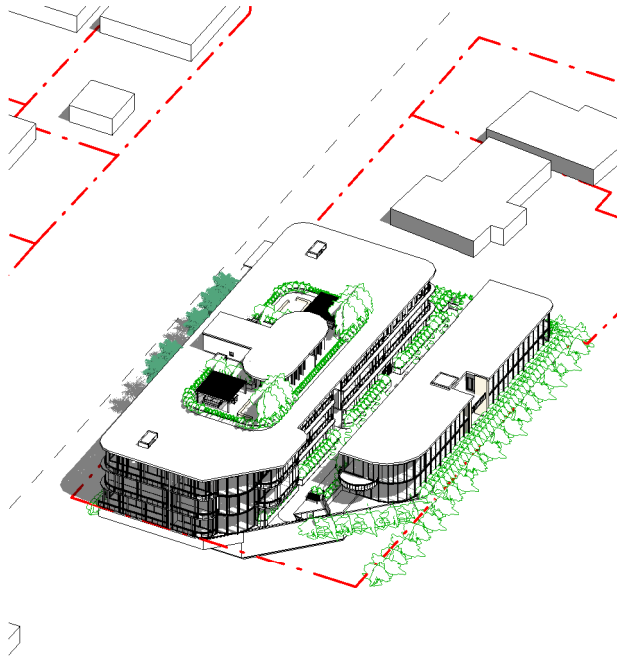
1 A1 - Autumn 9am



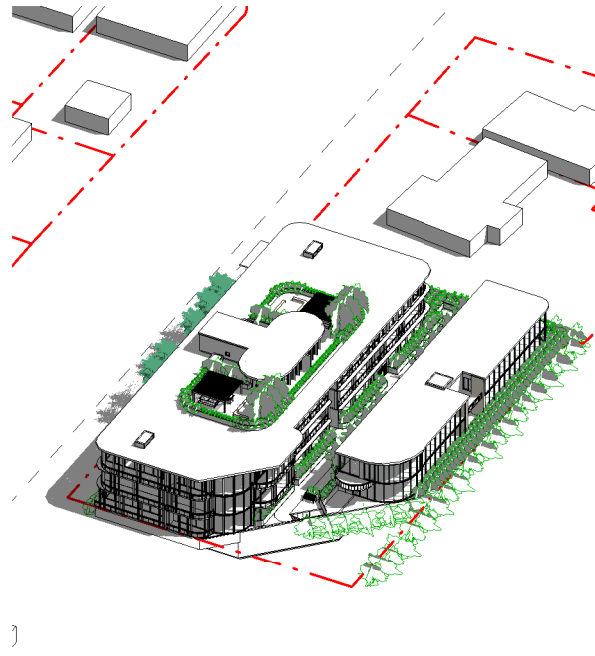
2 A1 - Autumn 10am



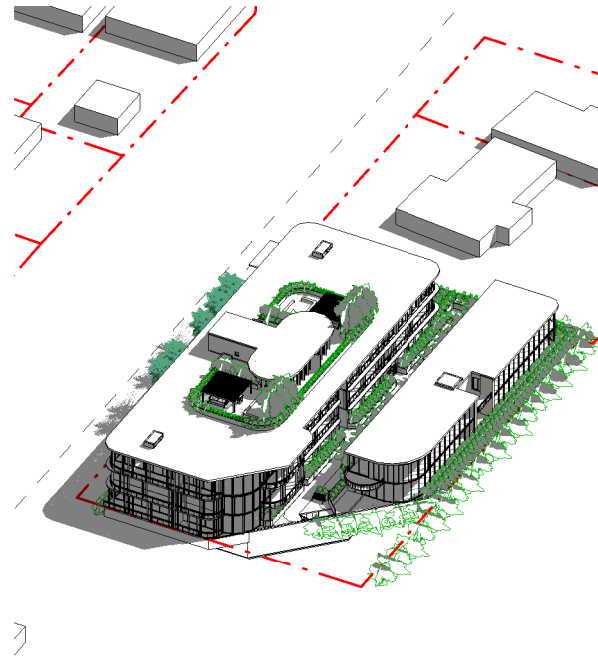
3 A1 - Autumn 11am



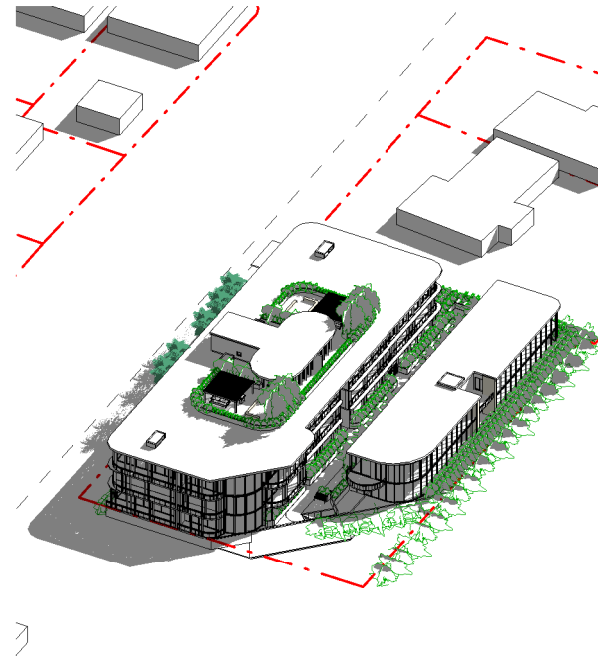
4 A1 - Autumn 12pm



5 A1 - Autumn 1pm



6 A1 - Autumn 2pm



7 A1 - Autumn 3pm

Drawings in this set are not for construction. Do not scale from drawings. All dimensions to be checked on site prior to commencement of work. All discrepancies to be brought to the attention of the Architect. Larger scale drawings and written dimensions take preference. This drawing is copyright and remains the property of CMT Architects Australia Pty Ltd, and must not be retained, copied or used without the prior written authority of the author. Minor changes to building form and configuration may be required when drawings are subsequently prepared for construction purposes following the granting of development consent. Drawings subject to detail design in relation to services and engineering.

This document shall only be used for the purpose for which it was commissioned. Do not scale from Drawings. Only Figured Dimensions to be used.

Orientation

Notes

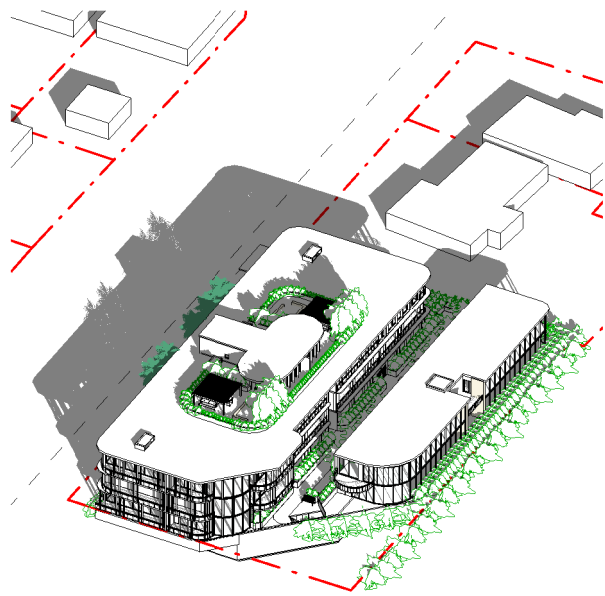
| | | | |
|-------|----------|---------------|--------|
| | | | |
| | | | |
| | | | |
| C | 16/11/23 | November 2023 | Author |
| Issue | Date | Description | Drawn |

| | | | |
|--------|------|--------|---|
| Sheet: | A126 | Issue: | C |
|--------|------|--------|---|

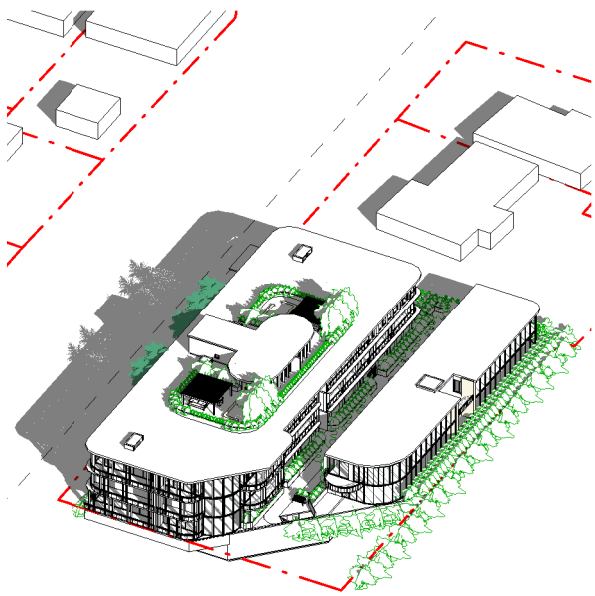
| | |
|--------------------------------------|-------------------|
| Drawing Name: Winter Shadows | |
| Site: 36-42a Short Street, Mudgee | |
| Scale: NTS | Date: 16/11/23 |
| Drawn: AB | Checked: CT |



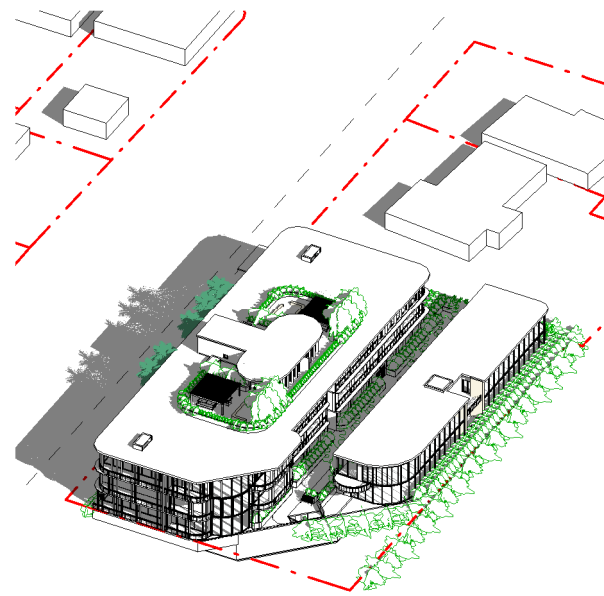
Unit 2, 61-65 Kingsway,
Kingsgrove NSW 2208 Australia
Ph: +61 9587 4330
Fax: +61 9587 4332
E: info@cmtarchitects.com
Web: www.cmtarchitects.com
Design Architect: Chris Tsoulos
Architect Reg Number: 5143
Copyright remains property of
CMT Architects Australia Pty Ltd
ACN: 161 791 715



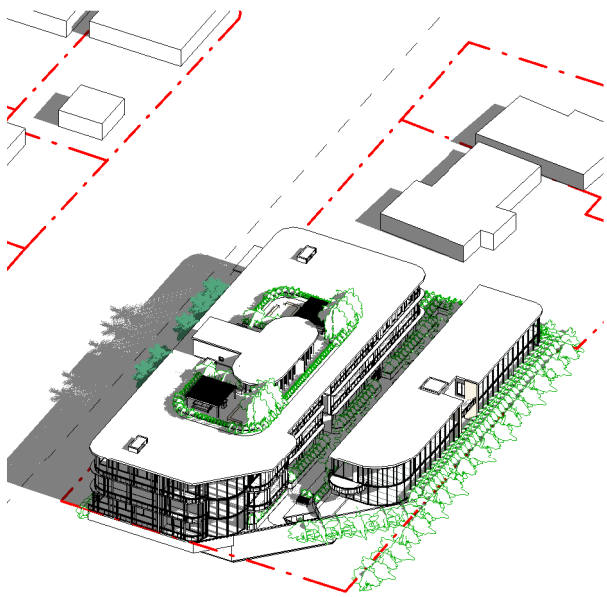
1 A1 - Winter 9am



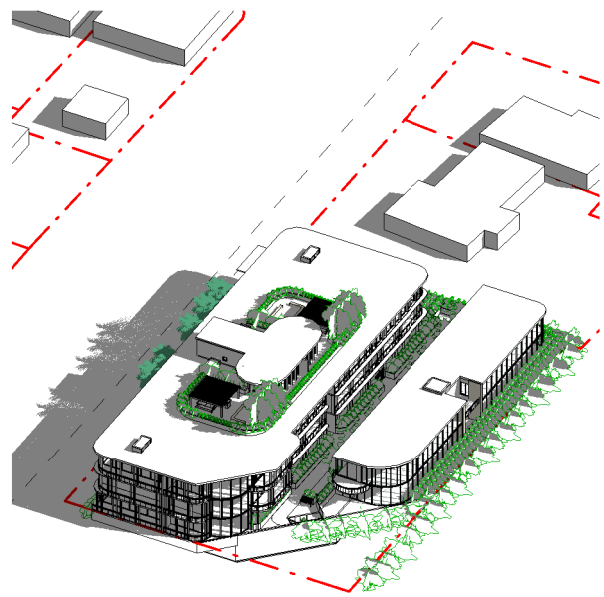
2 A1 - Winter 10am



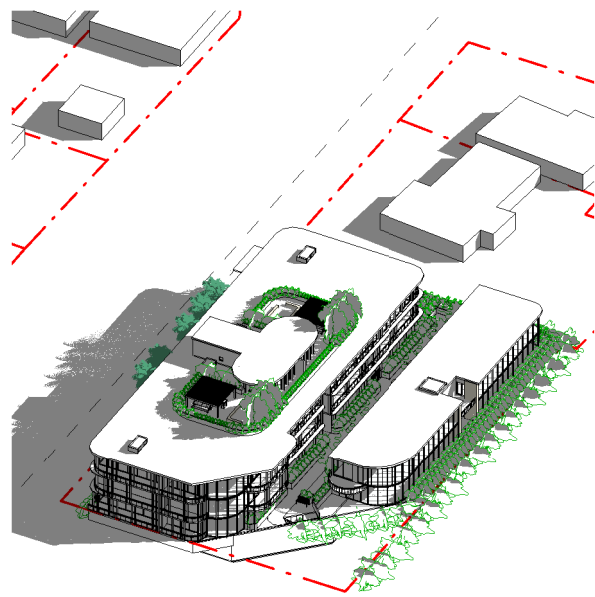
3 A1 - Winter 11am



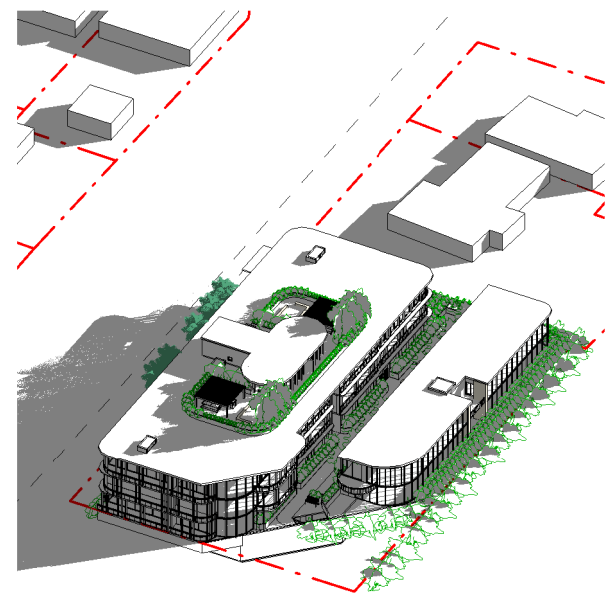
4 A1 - Winter 12pm



5 A1 - Winter 1pm



6 A1 - Winter 2pm



7 A1 - Winter 3pm

Drawings in this set are not for construction. Do not scale from drawings. All dimensions to be checked on site prior to commencement of work. All discrepancies to be brought to the attention of the Architect. Larger scale drawings and written dimensions take preference. This drawing is copyright and remains the property of CMT Architects Australia Pty Ltd, and must not be retained, copied or used without the prior written authority of the author. Minor changes to building form and configuration may be required when drawings are subsequently prepared for construction purposes following the granting of development consent. Drawings subject to detail design in relation to services and engineering.

This document shall only be used for the purpose for which it was commissioned. Do not scale from Drawings. Only Figured Dimensions to be used.

Orientation

Notes

| | | | |
|-------|----------|---------------|--------|
| | | | |
| | | | |
| | | | |
| C | 16/11/23 | November 2023 | Author |
| Issue | Date | Description | Drawn |

| | | | |
|--------|------|--------|---|
| Sheet: | A127 | Issue: | C |
|--------|------|--------|---|

Drawing Name:
Spring Shadows

Site:
36-42a Short Street, Mudgee

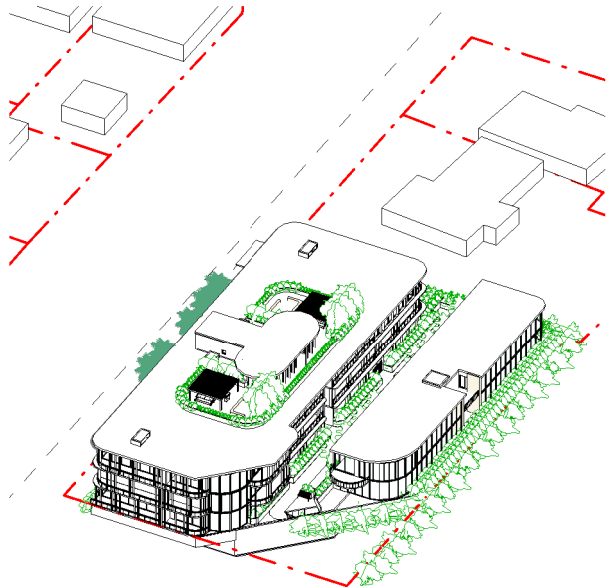
| | |
|-----------|-------------|
| Scale: | Date: |
| NTS | 16/11/23 |
| Drawn: AB | Checked: CT |



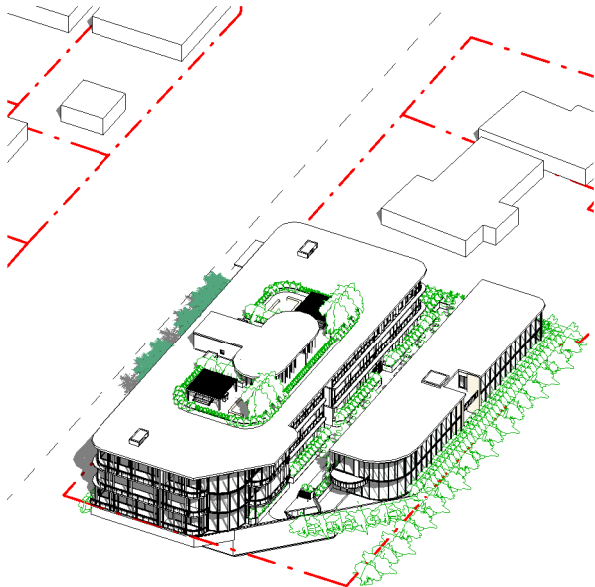
Unit 2, 61-65 Kingsway,
Kingsgrove NSW 2208 Australia
Ph: +61 9587 4330
Fax: +61 9587 4332
E: info@cmtarchitects.com
Web: www.cmtarchitects.com

Design Architect: Chris Tsoulos
Architect Reg Number: 5143

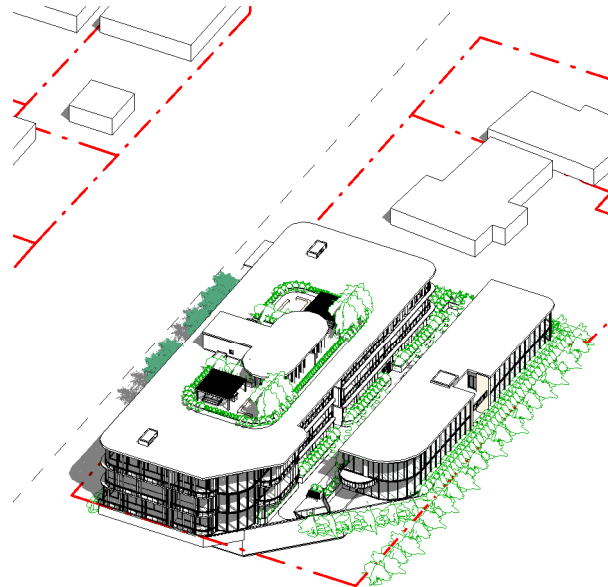
Copyright remains property of
CMT Architects Australia Pty Ltd
ACN: 161 791 715



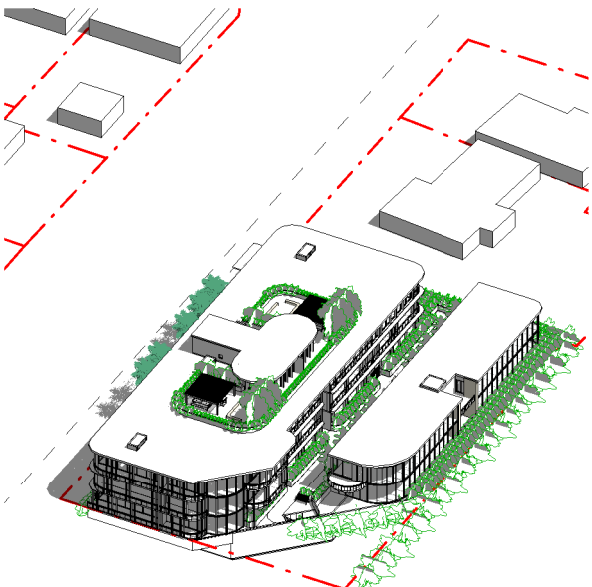
1 A1 - Spring 9am



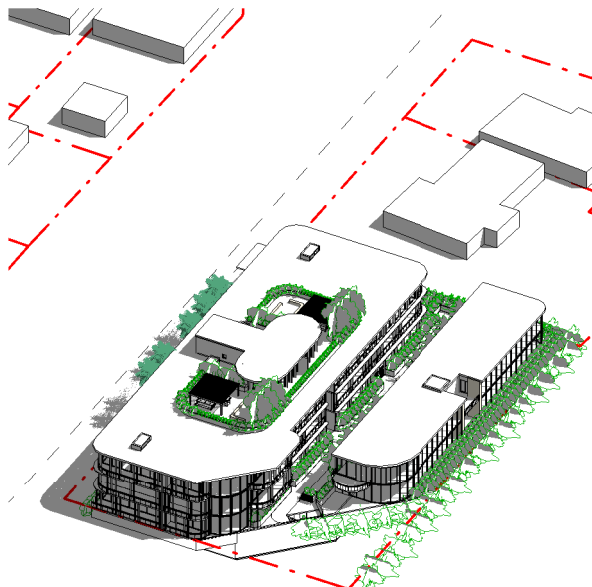
2 A1 - Spring 10am



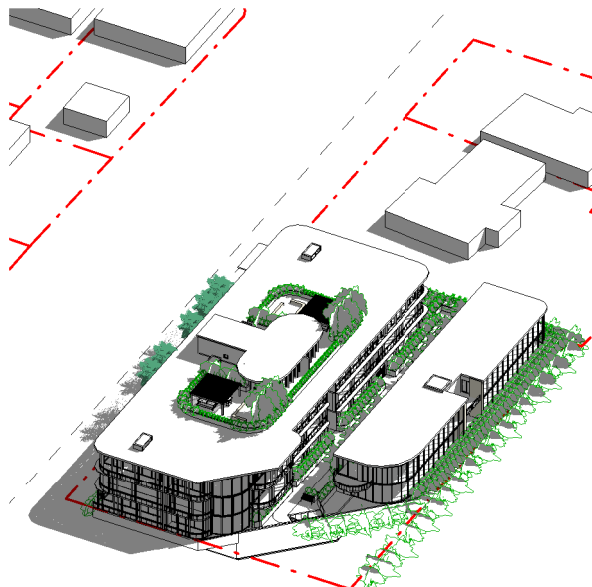
3 A1 - Spring 11am



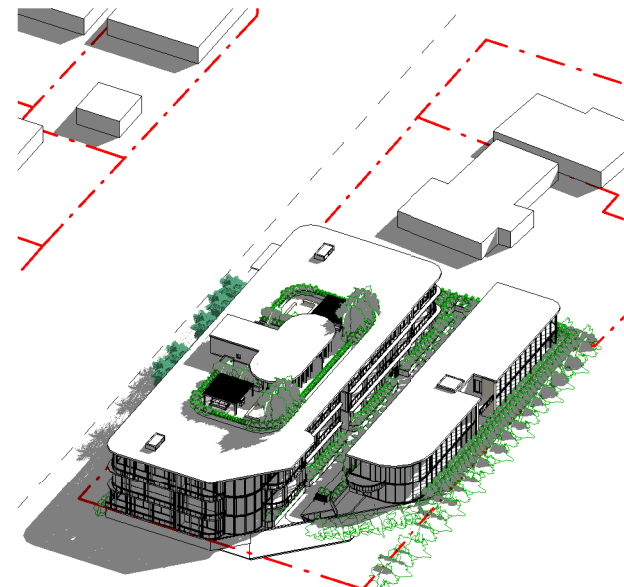
4 A1 - Spring 12pm



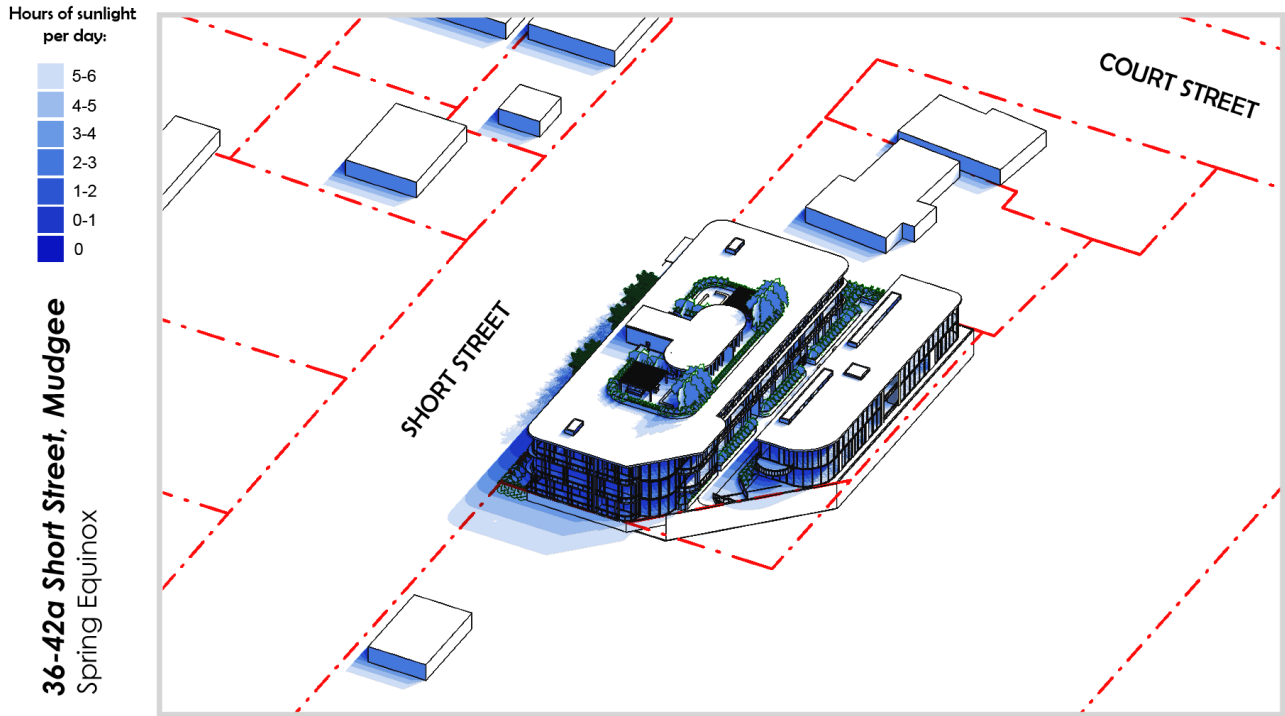
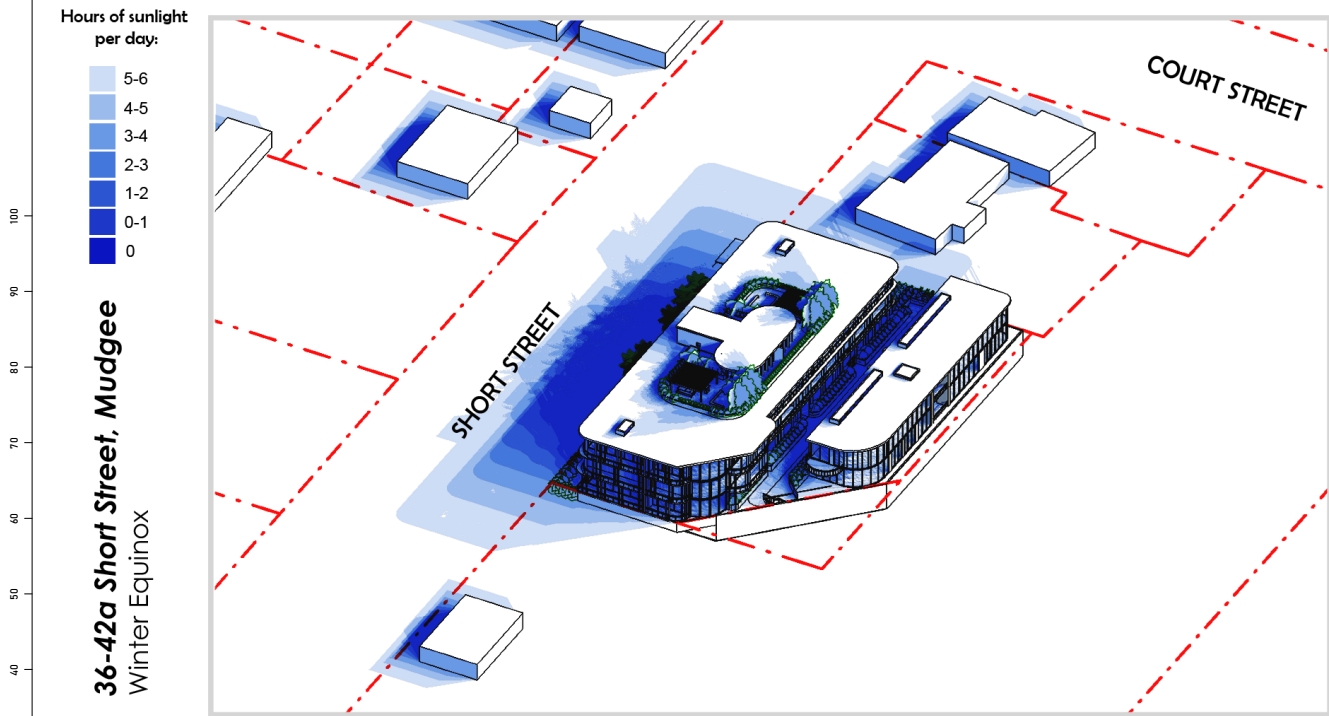
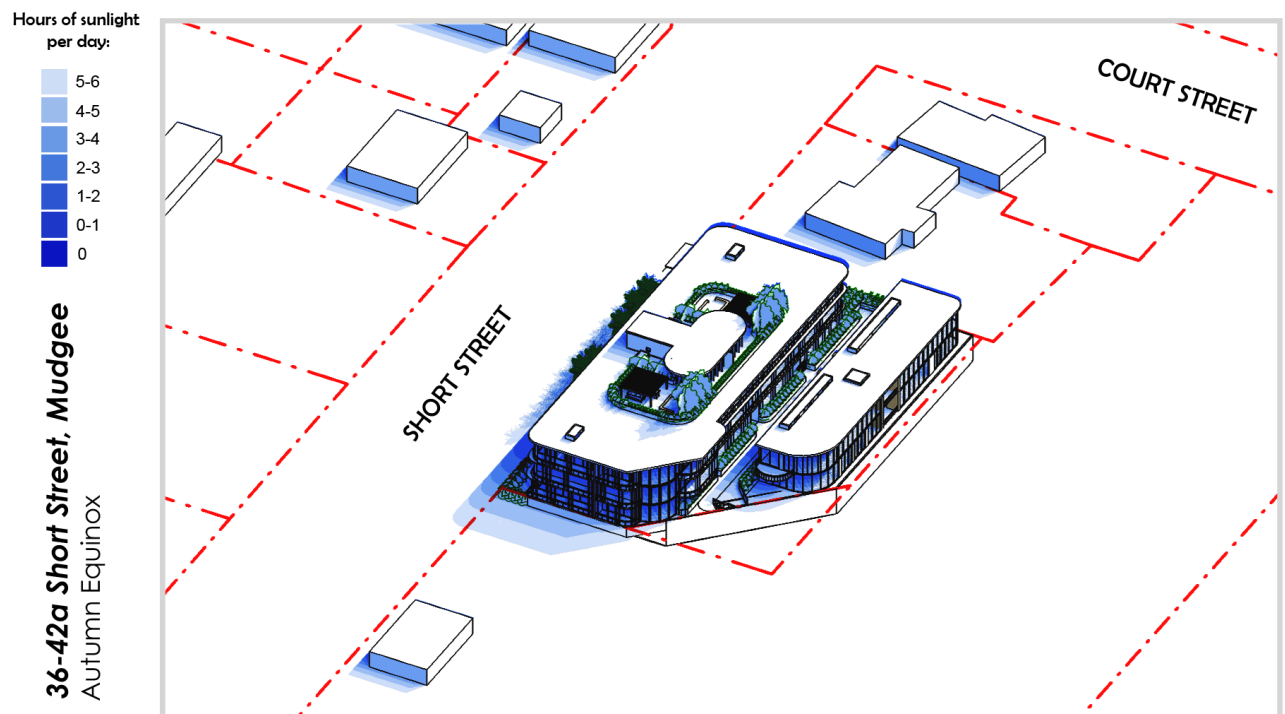
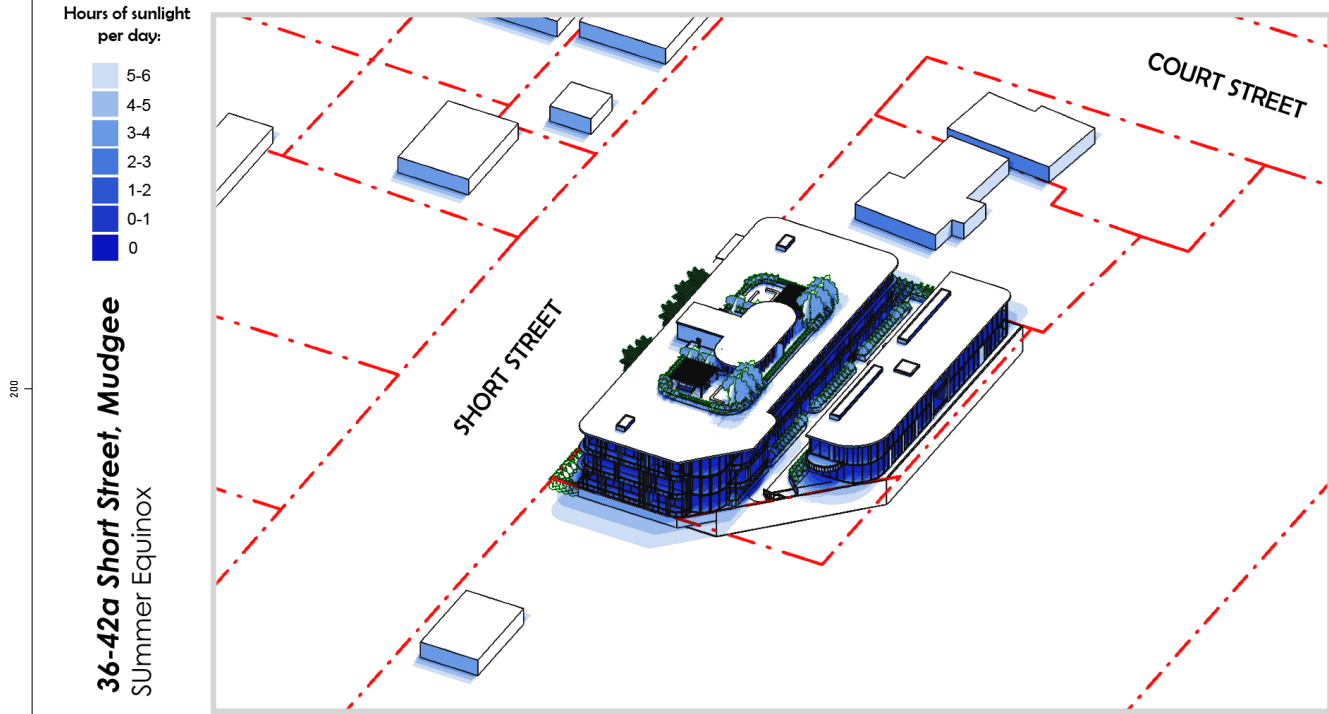
5 A1 - Spring 1pm



6 A1 - Spring 2pm



7 A1 - Spring 3pm



Drawings in this set are not for construction. Do not scale from drawings. All dimensions to be checked on site prior to commencement of work. All discrepancies to be brought to the attention of the Architect. Larger scale drawings and written dimensions take preference. This drawing is copyright and remains the property of CMT Architects Australia Pty Ltd, and must not be retained, copied or used without the prior written authority of the author. Minor changes to building form and configuration may be required when drawings are subsequently prepared for construction purposes following the granting of development consent. Drawings subject to detail design in relation to services and engineering.

This document shall only be used for the purpose for which it was commissioned. Do not scale from Drawings. Only Figured Dimensions to be used.

Orientation

Notes

Planning Proposal

| | | | |
|-------|----------|---------------|--------|
| | | | |
| | | | |
| | | | |
| C | 16/11/23 | November 2023 | Author |
| Issue | Date | Description | Drawn |

| | | | |
|--------|------|--------|---|
| Sheet: | A128 | Issue: | C |
|--------|------|--------|---|

Drawing Name:
Heat Diagrams

Site:
36-42a Short Street, Mudgee

| | |
|-----------|-------------|
| Scale: | Date: |
| NTS | 16/11/23 |
| Drawn: AB | Checked: CT |

CMT ARCHITECTS
AUSTRALIA PTY LTD

Unit 2, 61-65 Kingsway,
Kingsgrove NSW 2208 Australia

Ph: +61 9587 4330
Fax: +61 9587 4332
E: info@cmtarchitects.com
Web: www.cmtarchitects.com

Design Architect: Chris Tsoulos
Architect Reg Number: 5143

Copyright remains property of
CMT Architects Australia Pty Ltd

ACN: 161 791 715

200

100

90

80

70

60

50

40

30

20

10

0

0 10 20 30 40 50 60 70 80 90 100 200 300



Drawings in this set are not for construction. Do not scale from drawings. All dimensions to be checked on site prior to commencement of work. All discrepancies to be brought to the attention of the Architect. Larger scale drawings and written dimensions take preference. This drawing is copyright and remains the property of CMT Architects Australia Pty Ltd, and must not be retained, copied or used without the prior written authority of the author. Minor changes to building form and configuration may be required when drawings are subsequently prepared for construction purposes following the granting of development consent. Drawings subject to detail design in relation to services and engineering.

This document shall only be used for the purpose for which it was commissioned. Do not scale from Drawings. Only Figured Dimensions to be used.

Orientation

Notes

| | | | |
|-------|----------|---------------|--------|
| | | | |
| | | | |
| | | | |
| C | 16/11/23 | November 2023 | Author |
| Issue | Date | Description | Drawn |

| | | | |
|--------|------|--------|---|
| Sheet: | A129 | Issue: | C |
|--------|------|--------|---|

Drawing Name:
3D VIEW 1

Site:
36-42a Short Street, Mudgee

| | |
|-----------|-------------|
| Scale: | Date: |
| NTS | 16/11/23 |
| Drawn: AB | Checked: CT |

 **CMT ARCHITECTS**
AUSTRALIA PTY LTD

Unit 2, 41-45 Kingsway,
Kingsgrove NSW 2208 Australia

Ph: +61 9587 4330
Fax: +61 9587 4332
E: info@cmtarchitects.com
Web: www.cmtarchitects.com

Design Architect: Chris Tsoulos
Architect Reg Number: 5143

Copyright remains property of
CMT Architects Australia Pty Ltd

ACN: 161 791 715

Drawings in this set are not for construction. Do not scale from drawings. All dimensions to be checked on site prior to commencement of work. All discrepancies to be brought to the attention of the Architect. Larger scale drawings and written dimensions take preference. This drawing is copyright and remains the property of CMT Architects Australia Pty Ltd, and must not be retained, copied or used without the prior written authority of the author. Minor changes to building form and configuration may be required when drawings are subsequently prepared for construction purposes following the granting of development consent. Drawings subject to detail design in relation to services and engineering.

This document shall only be used for the purpose for which it was commissioned. Do not scale from Drawings. Only Figured Dimensions to be used.

Orientation

Notes

| | | | |
|-------|----------|---------------|--------|
| | | | |
| | | | |
| | | | |
| C | 16/11/23 | November 2023 | Author |
| Issue | Date | Description | Drawn |

| | | | |
|--------|------|--------|---|
| Sheet: | A130 | Issue: | C |
|--------|------|--------|---|

Drawing Name:
3D VIEW 2

Site:
36-42a Short Street, Mudgee

| | |
|--------|----------|
| Scale: | Date: |
| NTS | 16/11/23 |

| | |
|-----------|-------------|
| Drawn: AB | Checked: CT |
|-----------|-------------|



Unit 2, 41-45 Kingsway,
Kingsgrove NSW 2208 Australia

Ph: +61 9587 4330
Fax: +61 9587 4332
E: info@cmtarchitects.com
Web: www.cmtarchitects.com

Design Architect: Chris Tsoulos
Architect Reg Number: 5143

Copyright remains property of
CMT Architects Australia Pty Ltd

ACN: 161 791 715





Drawings in this set are not for construction. Do not scale from drawings. All dimensions to be checked on site prior to commencement of work. All discrepancies to be brought to the attention of the Architect. Larger scale drawings and written dimensions take preference. This drawing is copyright and remains the property of CMT Architects Australia Pty Ltd, and must not be retained, copied or used without the prior written authority of the author. Minor changes to building form and configuration may be required when drawings are subsequently prepared for construction purposes following the granting of development consent. Drawings subject to detail design in relation to services and engineering.

This document shall only be used for the purpose for which it was commissioned. Do not scale from Drawings. Only Figured Dimensions to be used.

Orientation

Notes

| | | | |
|-------|----------|---------------|--------|
| | | | |
| | | | |
| | | | |
| C | 16/11/23 | November 2023 | Author |
| Issue | Date | Description | Drawn |

| | | | |
|--------|------|--------|---|
| Sheet: | A131 | Issue: | C |
|--------|------|--------|---|

Drawing Name:
3D VIEW 3

Site:
36-42a Short Street, Mudgee

| | |
|-----------|-------------|
| Scale: | Date: |
| NTS | 16/11/23 |
| Drawn: AB | Checked: CT |

CMT ARCHITECTS
AUSTRALIA PTY LTD

Unit 2, 41-45 Kingsway,
Kingsgrove NSW 2208 Australia

Ph: +61 9587 4330
Fax: +61 9587 4332
E: info@cmtarchitects.com
Web: www.cmtarchitects.com

Design Architect: Chris Tsoulos
Architect Reg Number: 5143

Copyright remains property of
CMT Architects Australia Pty Ltd

ACN: 161 791 715